

The MIMU 3W gathers inputs from participating agencies on **Who** is doing **What**, **Where** in Myanmar. It is currently conducted every 6 months.

189 agencies participated in the Oct 14 3W, providing information on their activities in 19 sectors and 142 sub-sectors which have been defined by technical/sector working groups. There is still likely to be under-reporting of the specific activities of field-based local NGOs and CBOs.

This overview of the reported 3W results in Kayin describes **projects under implementation** as of November 3, 2014. Further information on planned and recently completed projects is available from the 3W dataset, published on the MIMU website or available through our offices.

1. Active Organizations in Kayin

A total of 64 organizations reported projects under implementation in Kayin. The majority are NGOs including 18 border-based organizations. Some level of agency activity has been reported almost in all village tracts (98%), with agencies most concentrated in Hpa-An, Hlaingbwe and Kawkareik townships.

Org. Type	INGO	NNGO	UN	Red Cross	CBO*	Donor	Embassy	BBO*	Total
Countrywide	82	60	14	4	2	1	1	25	189
Kayin	24	11	8	1	1	1	0	18	64
BBO* - Border-based Organization CBO* - Community Based Organization									

2. Projects by Sector

131 projects were reported in 13 sectors (18% of the total projects reported to the 3W). In terms of the frequency of project interventions:

- **Health is the most widespread** intervention with 26 organizations reportedly implementing 42 projects in 780 villages. There is some level of health activity in all 7 townships, though more concentrated in the townships of Hpa-An (17 agencies), Kawkareik (16 agencies) and Hlaingbwe (13 agencies). The majority of health interventions are Malaria Programme (549 villages), Reproductive Health Care (170 villages) and Health Education (106 villages).
- **Protection is the second most widespread** intervention with 16 organizations reportedly implementing 15 projects in 379 villages. The majority are focused on Civil Documentation (268 villages), Child Protection (61 villages) and Promoting Gender Equality and Empowerment of Women (51 villages). Protection activities are found in all 7 townships but most concentrated in Hpa-An (7 agencies), Kawkareik and Thandaunggyi (6 agencies in each).
- **Education** is the third main sector of agency activities in Kayin with organizations active in 275 villages (13 organizations), most frequently in support to ECD (203 villages). Education activities are also found in all 7 townships but most concentrated in Hpa-An (8 agencies), Hlaingbwe (7 agencies) and Kawkareik (6 agencies).
- **Non-Agricultural Livelihoods** is the fourth main sector with agency activities in 119 villages, mostly in Social Recovery (70 villages) and Income Generation (63 villages). Similarly, the activities are also found in all 7 townships but most concentrated in Hpa-An (7 agencies).
- **Disaster Risk Reduction** is the fifth main sector, reportedly through 5 projects under implementation in 104 villages. The majority of DRR interventions are Community based Disaster Preparedness and Risk Reduction (70 villages) and Public Awareness, Education and Training (34 villages).

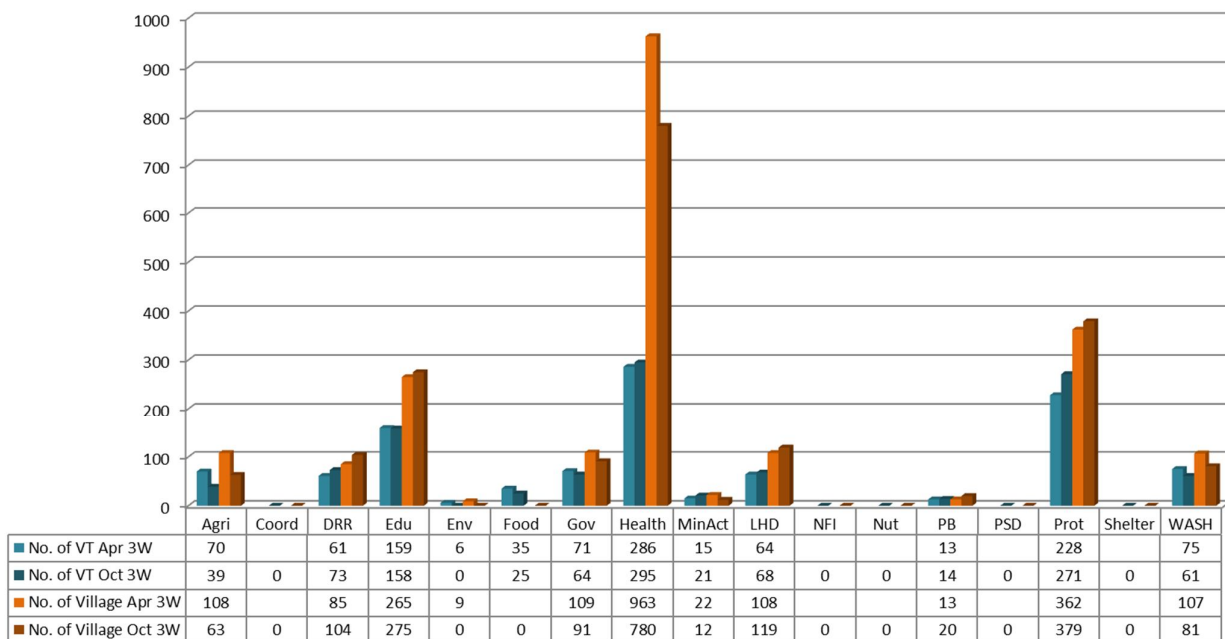
Overview of the Oct 2014 3W KAYIN State

- **Governance** is the sixth main sector with agency activities in 91 villages, most frequently in Strengthening Civil Society (77 villages).
- **WASH** is the seventh main sector, reportedly through 9 projects under implementation in 81 villages. The majority of WASH interventions are Safe Water Supply (40 villages) and Construction & Rehabilitation of Water Facilities (34 villages). WASH activities are found in all 7 townships but most concentrated in Hlaingbwe (5 agencies) and Kawkareik and Thandaunggyi (4 agencies in each).
- There is far less attention reported to other sectors; Agriculture (5 agencies, 63 villages), Peace Building and Conflict Prevention (5 agencies, 20 villages), Mine Action (6 agencies, 12 villages), Food (5 agencies, 25 village tracts), Nutrition and Coordination (1 agency in each).
- No organizations reported activities in Environment, Non-Food Items, Private Sector Development or Shelter sectors.

Summary Report by Sector in KAYIN State with Projects Under Implementation as of November 3, 2014

Sector	No. of Projects	No. of Organizations	No. of Townships	No. of Village Tracts/ Towns	No. of Villages/ Wards
Agriculture	8	5	5	39	63
Coordination	1	1	0	0	0
Disaster Risk Reduction	5	4	5	73	104
Education	19	13	7	158	275
Environment	0	0	0	0	0
Food	2	5	7	25	0
Governance	15	11	7	64	91
Health	42	26	7	295	780
Mine Action	4	6	7	21	12
Non-Agricultural Livelihoods/ Infrastructure	16	11	7	68	119
Non-Food Items	0	0	0	0	0
Nutrition	2	1	4	0	0
Peace Building/ Conflict Prevention	9	5	6	14	20
Private Sector Development	0	0	0	0	0
Protection	15	16	7	271	379
Shelter	0	0	0	0	0
WASH	9	9	7	61	81
Grand Total (All Sectors)	131 (18%)	64 (34%)	7 (100%)	365 (98%)	1,064 (51%)
	% of Total Countrywide		% of Total in Kayin State		

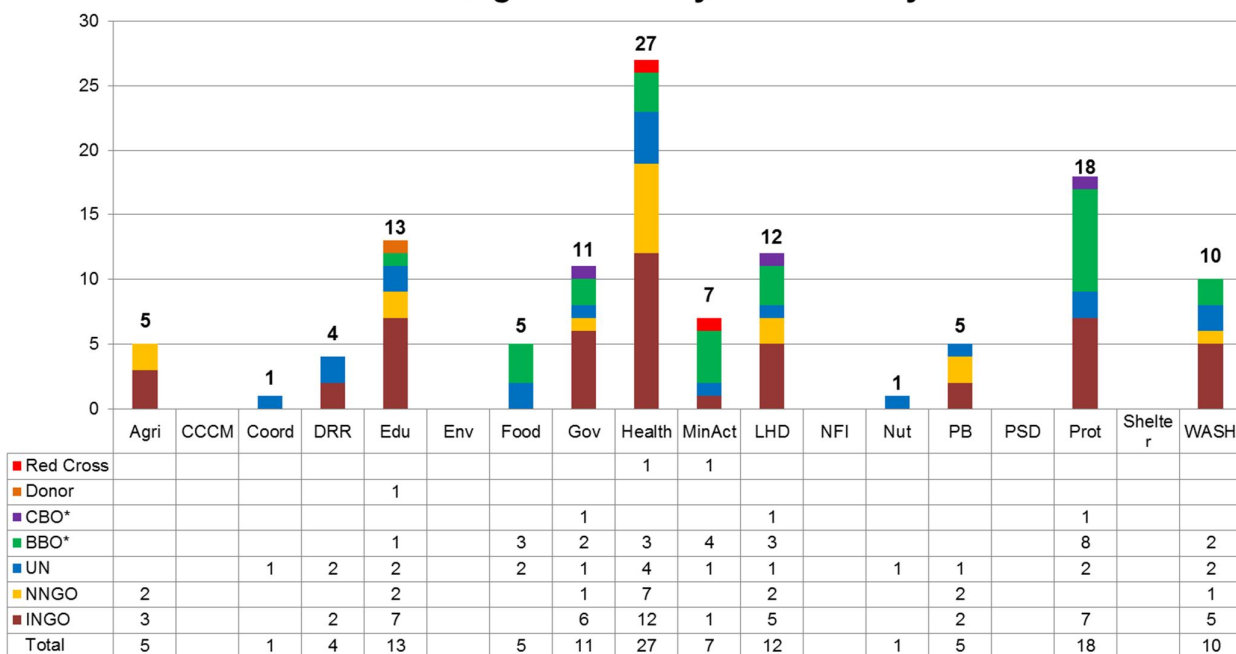
Reporting Status on the Village Tract (VT)/ Village Level



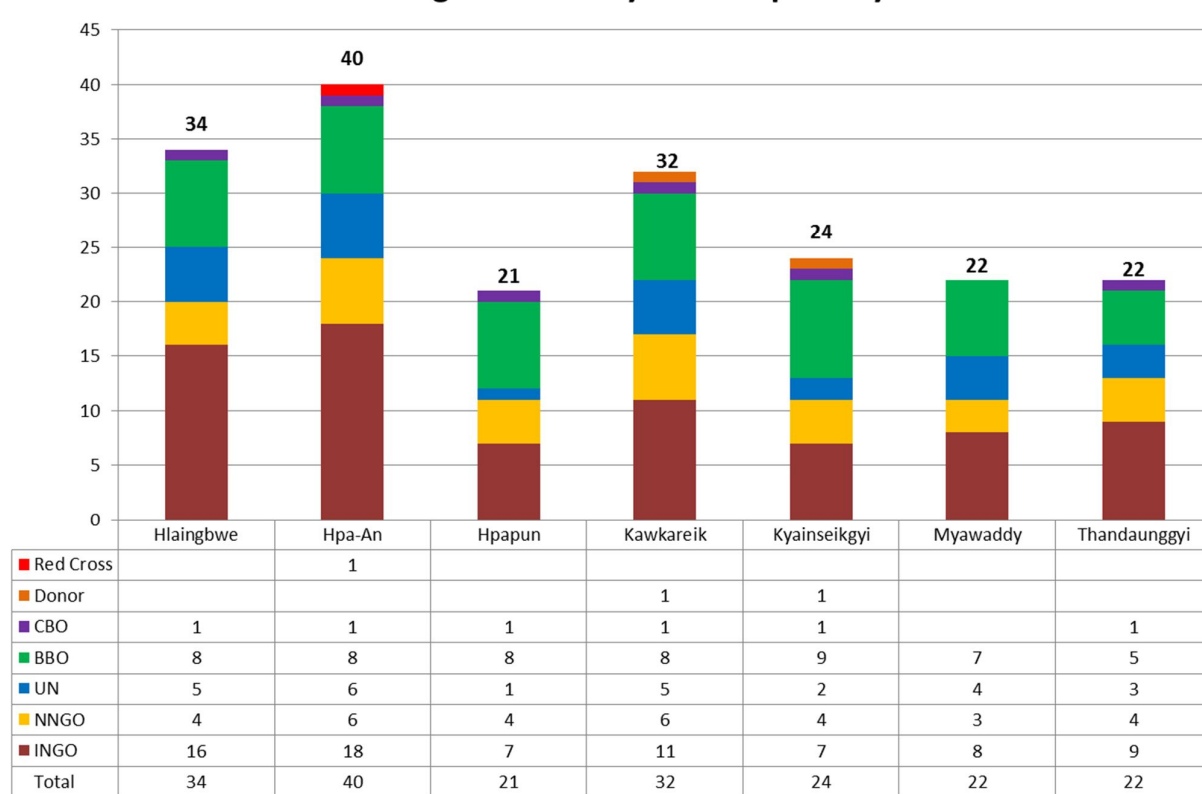
No. of Organizations by Sector and Township in KAYIN (as of November 3, 2014)

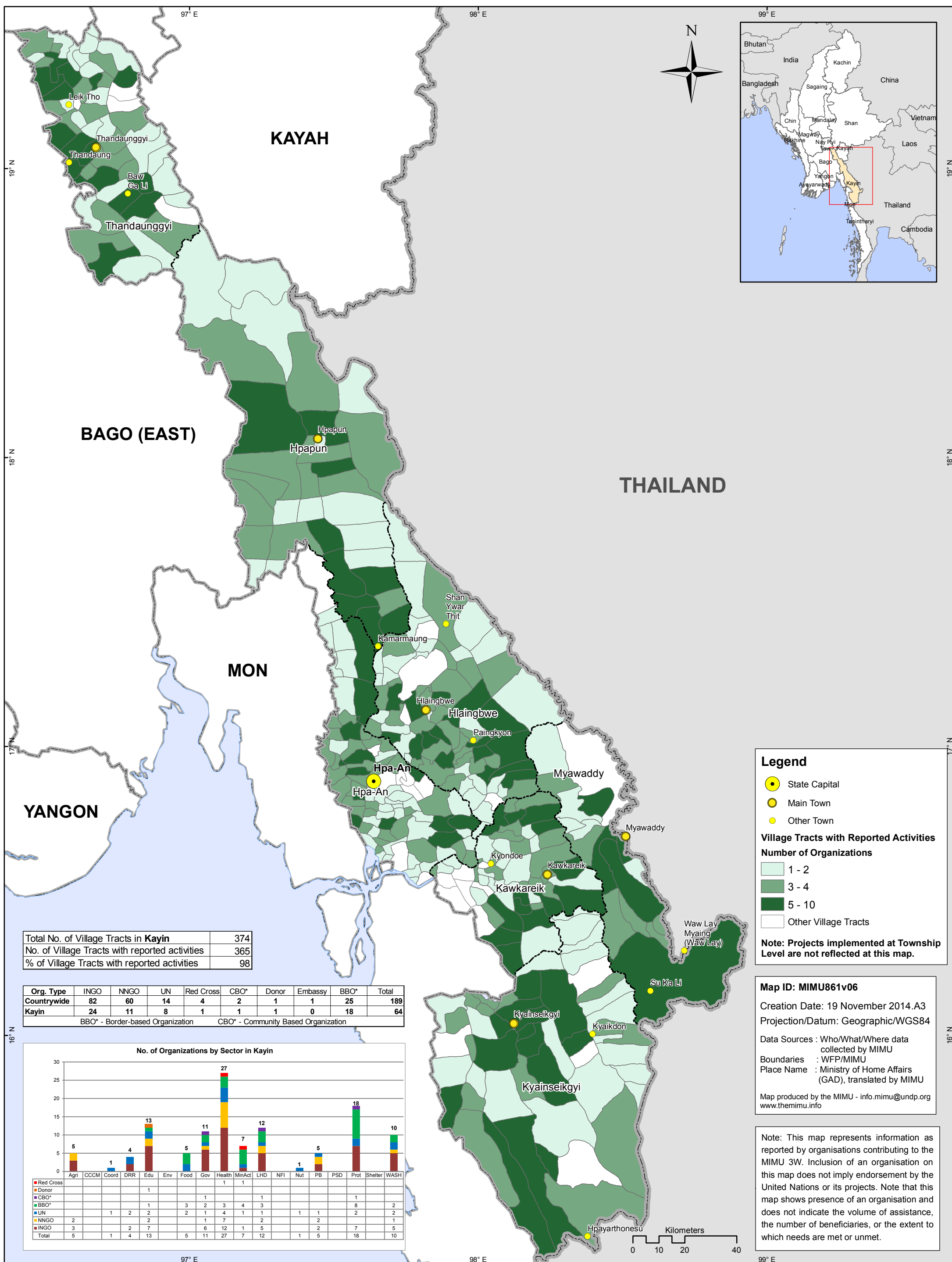
Township	Agriculture	Coordination	Disaster Risk Reduction	Education	Environment	Food	Governance	Health	Mine Action	Non-Agricultural Livelihoods/ Infrastructure	Non-Food Items	Nutrition	Peace Building/ Conflict Prevention	Private Sector Development	Protection	Shelter	WASH	Total
Hlaingbwe	1		2	7		1	5	13	4	4		1	2		5	5		34
Hpa-An	2		4	8		1	8	17	2	7		1	2		7	3		40
Hpapun	2		1	3		1	4	8	2	2					5	2		21
Kawkareik	2		2	6		1	4	16	2	3		1	2		6	4		32
Kyainseikgyi				4		1	5	6	2	4		1	1		5	3		24
Myawaddy				3		2	2	10	1	1			2		4	1		22
Thandaunggyi	3		1	4		1	3	10	2	4			3		6	4		22
Not Specified	1	1					2		1	2			1		2			5
Sector Total	5	1	4	13	0	5	11	26	6	11	0	1	5	0	16	0	9	

No. of Organizations by Sector in Kayin



No. of Organizations by Township in Kayin





KAYIN STATE - Organizations' Presence at Township Level by Sector Projects Under Implementation as of Nov 3, 2014

Township	Township Pcode	Agriculture	CCCM	Coordination	Disaster Risk Reduction	Education	Environment	Food	Governance	Health	Logistics	Mine Action	Non-Agricultural Livelihoods/ Infrastructure	Non-Food Items	Nutrition	Peace Building/ Conflict Prevention	Private Sector Development	Protection	Shelter	WASH	Count of Orgs.
Hlaingbwe	MMR003002	IDE/Proximity			IOM, Malteser	ADRA, KBC (Kayin), Malteser, NRC, SVS, UNICEF, UNHCR		TBC (KORD)	AAM, KHRG, SCI, SCI/FLD, NotSpecifiedOrg	IRC, Malteser, MHAA, PSI, SCI, TBC (KWO), UNICEF, UNHCR, WHO, WV, MalariaCons, TBC (KDHV), CPI		AAR, DCA-CM (CIDKP), DCA-CM (KTWG), NotSpecifiedOrg	CDA, DCA, UNDP, WV		UNICEF	DCA, NPA		KHRG, NRC, SCI, SCI/FLD, TBC (KORD & KWO)		Malteser, PWJ, SVS, UNHCR, NotSpecifiedOrg	34
Hpa-An	MMR003001	HAI, IDE/Proximity			HAI, IOM, Malteser, UN-Habitat	KBC (Kayin), Malteser, NRC, SCI, UNICEF, UNHCR, WV, NotSpecifiedOrg		TBC (KORD)	AAM, COM, IRC, KHRG, SCI, SCI/FLD, UNDP, NotSpecifiedOrg	BIMM, HAI, ICRC, IRC, Malteser, MHAA, MPG, MNMA, PSI, SCI, TBC (KWO), UNICEF, WHO, WV, EMW, MalariaCons, TBC (KDHV)		DCA-CM (CIDKP), DCA-CM (KTWG)	ADRA, CDA, DCA, HAI, UNDP, WV, TBC (KED)		UNICEF	DCA, IOM		KHRG, MSI, NRC, SCI/FLD, UNICEF, UNHCR, WV		Malteser, UNHCR, TBC (BPHWT)	39
Hpapun	MMR003003	HAI, IDE/Proximity			HAI	HAI, KBC (Kayin), UNICEF		TBC (KORD)	AAM, IRC, KHRG, SCI/FLD	CDA, HAI, MHAA, TBC (KWO), UNICEF, MAM, TBC (KDHV), CPI		DCA-CM (CIDKP), DCA-CM (KTWG)	DCA, KBC (Kayin)					HAI, KHRG, NRC, SCI/FLD, TBC (KORD & KWO)		HAI, TBC (BPHWT)	21
Kawkareik	MMR003006	HAI, MHDO			HAI, IOM	HAI, KBC (Kayin), NRC, SDC, UNICEF, UNHCR		TBC (CIDKP)	AAM, KHRG, SCI, SCI/FLD	HAI, KBC (Kayin), MHAA, MNMA, PSI, SCI, TBC (KWO), UNICEF, UNHCR, WHO, MAM, PU-AMI, URC, MalariaCons, TBC (KDHV), CPI		DCA-CM (CIDKP), DCA-CM (KTWG)	DCA, KBC (Kayin), UNDP		UNICEF	IOM, NPA		HAI, KHRG, NRC, SCI, SCI/FLD, TBC (CIDKP & KHRG)		HAI, SVS, UNICEF, TBC (BPHWT)	32
Kyainseikgyi	MMR003007					KBC (Kayin), SVS, SDC, UNICEF		TBC (KORD)	AAM, KHRG, SCI/FLD, HURFOM, NotSpecifiedOrg	MNMA, TBC (KWO), UNICEF, MAM, URC, CPI		DCA-CM (CIDKP), DCA-CM (KTWG)	DCA, KBC (Kayin), SCI/FLD, TBC (MRDC)		UNICEF	DCA		KHRG, NRC, SCI/FLD, TBC (CIDKP & KHRG & KESAN, TBC (HURFOM & MRDC)		CWS, SVS, UNHCR	24
Myawaddy	MMR003005					KBC (Kayin), UNICEF, SIS		TBC (CIDKP), WFP	AAM, KHRG	IOM, MHAA, MNMA, PSI, SCI, TBC (KWO), UNICEF, WHO, MalariaCons, CPI		DCA-CM (KTWG)	KBC (Kayin)			IOM, NPA		KHRG, NRC, UNICEF, TBC (CIDKP & KHRG)		TBC (BPHWT)	21
Thandaunggyi	MMR003004	DM, HAI, IDE/Proximity			HAI	HAI, KBC (Kayin), UNICEF, UNHCR		TBC (KORD)	AAM, KHRG, SCI/FLD	BIMM, DM, HAI, PSI, TBC (KWO), UNICEF, UNHCR, WHO, MAM, CPI		UNHCR, DCA-CM (KTWG)	DCA, HAI, KBC (Kayin), SCI/FLD			DCA, DM, GDI		HAI, KHRG, NRC, SCI/FLD, UNICEF, TBC (KESAN & KORD)		HAI, UNICEF, UNHCR, NotSpecifiedOrg	22
Not Specified		NotSpecifiedOrg		UNFPA					DCA, NPA			ICRC	DCA, NotSpecifiedOrg			NPA		NPA, NotSpecifiedOrg			5

KAYIN - Summary of Organizations' Sub Sectors Interventions Projects Under Implementation as of November 3, 2014

Sector_Cluster	Sub Sector	No. of Projects	No. of Organizations	No. of Townships	No. of Village Tracts/ Towns	No. of Villages/ Wards
Agriculture	Agricultural Inputs	4	2	5	37	56
	Agriculture Development	3	2	1	1	1
	Capacity Building (Agricultural Livelihood)	2	2	3	20	38
Sector Total (AGRICULTURE)		8	5	5	39	63
Coordination	Information Management	1	1			
Sector Total (COORDINATION)		1	1	0	0	0
Disaster Risk Reduction	Community based Disaster Preparedness and Risk Reduction	3	3	3	55	70
	Hazard, vulnerability and risk assessment	1	1	1		
	Preparedness and Response Programs	1	1	1		
	Public Awareness, Education and Training	1	1	3	18	34
Sector Total (DISASTER RISK REDUCTION)		5	4	5	73	104
Education	Early Childhood Development	3	4	7	129	203
	Non-Formal Education	9	6	7	17	17
	Quality Basic Education/Formal Education	7	7	6	36	63
Sector Total (EDUCATION)		19	13	7	158	275
Food	General Food Distribution	1	3	7	24	
	Not Specified	1	2	1	1	
Sector Total (FOOD)		2	5	7	25	0
Governance	Access to Justice	1	1			
	Economic and Development policy/planning	2	2	7	15	14
	Elections	1	1	1	1	
	Housing, Property and Land Reform	1	1	1		
	Human Rights Monitoring	2	2	7		
	Human Rights Promotion and Advocacy	4	4	7	2	
	Institutional Strengthening and Public Administration Reform	1	1	1		
	Media and flow of Information	1	1	1		
	Monitoring & Reporting Mechanism on GCRV	1	1	7		
	Rule of Law	1	1			
	Strengthening civil society	7	6	7	48	77
Sector Total (GOVERNANCE)		15	11	7	64	91

KAYIN - Summary of Organizations' Sub Sectors Interventions

Projects Under Implementation as of November 3, 2014

Sector_Cluster	Sub Sector	No. of Projects	No. of Organizations	No. of Townships	No. of Village Tracts/ Towns	No. of Villages/ Wards
Health	Basic Health Care	7	5	5	44	85
	Community Home Based Care	1	1	1	10	10
	Control of Communicable Diseases	2	3	4	75	89
	Disease surveillance	1	1	1		
	Health Education	4	4	4	62	106
	HIV/AIDS Programme	5	5	6	5	9
	Malaria Programme	11	12	7	222	549
	Reproductive Health Care	3	4	6	107	170
	Revitalization of existing HS - HR	2	2	2	43	47
	Revitalization of existing HS - Infrastructure	3	2	4	9	9
	Revitalization of existing HS- Equipment&Supplies	1	1	1		
	TB Programme	1	2	4	43	56
	Women and Child Health	9	7	7	37	55
Sector Total (HEALTH)		42	26	7	295	780
Mine Action	Mine-Risk Education	1	3	7	19	11
	Victim Assistance	3	3	2	2	1
Sector Total (MINE ACTION)		4	6	7	21	12
Non Agricultural Livelihoods/ Infrastructure	Cash for work	1	1	3	12	30
	Income Generation	5	5	5	24	63
	Micro-Finance	3	3	4	27	42
	Rehabilitation-Community Infrastructure & Facility	3	3	4	3	1
	Social Recovery	5	3	7	33	70
	Vocational Education and Training	5	4	4	26	47
Sector Total (NON-ARGRICULTURAL LIVELIHOODS/ INFRASTRUCTURE)		16	11	7	68	119
Nutrition	Inpatient Therapeutic Programme (ITP)	1	1	1		
	Multiple Micronutrient Supplementation	1	1	4		
Sector Total (NUTRITION)		2	1	4	0	0

KAYIN - Summary of Organizations' Sub Sectors Interventions

Projects Under Implementation as of November 3, 2014

Sector_Cluster	Sub Sector	No. of Projects	No. of Organizations	No. of Townships	No. of Village Tracts/ Towns	No. of Villages/ Wards
Peace Building/ Conflict Prevention	Civil administration	1	1	1	2	7
	Conflict transformation and Peacebuilding	6	4	5	12	13
	Customs and border control	1	1	1		
Sector Total (PEACE BUILDING/ CONFLICT PREVENTION)		9	5	6	14	20
Protection	Awareness Raising on Protection Issues	2	2	7	18	34
	Child Protection	6	3	5	42	61
	Civil Documentation	1	1	7	195	268
	Gender Based Violence	1	2	1	1	
	Promoting Gender Equality and Empowerment of Women	4	3	6	39	51
	Protection Assessment	1	5	6	80	
Sector Total (PROTECTION)		15	16	7	271	379
WASH	Assessment	1	1	3		
	Construction & Rehabilitation -Sanitation Facility	3	3	6	22	23
	Construction & Rehabilitation -Water Facility	5	5	5	33	34
	Environmental Sanitation	1	1	3		
	Hygiene Promotion	3	3	5	22	23
	Safe Water Supply	3	3	5	23	40
Sector Total (WASH)		9	9	7	61	81
Grand Total (All Sectors)		131 (18%)	64 (34%)	7 (100%)	365 (98%)	1,064 (51%)
		% of Countrywide		% of Total in Kayin State		