

The MIMU 3W gathers inputs from participating agencies on **Who** is doing **What**, **Where** in Myanmar. It is currently conducted every 6 months.

189 agencies participated in the Oct 14 3W, providing information on their activities in 19 sectors and 142 sub-sectors which have been defined by technical/sector working groups. There is still likely to be under-reporting of the specific activities of field-based local NGOs and CBOs.

This overview of the reported 3W results in Kayah describes **projects under implementation** as of November 3, 2014. Further information on planned and recently completed projects is available from the 3W dataset, published on the MIMU website or available through our offices.

1. Active Organizations in Kayah

A total of 52 organizations reported projects under implementation in Kayah. The majority are NGOs with 11 border-based organizations. Some level of agency activity has been reported in all village tracts, with agencies most concentrated in Demoso, Loikaw and Hpruso townships.

Org. Type	INGO	NNGO	UN	Red Cross	CBO*	Donor	Embassy	BBO*	Total
Countrywide	82	60	14	4	2	1	1	25	189
Kayah	22	9	6	3	1	0	0	11	52
BBO* - Border-based Organization CBO* - Community Based Organization									

2. Projects by Sector

84 projects were reported in 15 sectors (12% of the total projects reported to the 3W). In terms of the frequency of project interventions:

- **Health is the most widespread** intervention with 18 organizations reportedly implementing 29 projects in 567 villages. Compared with the last round, a significant increase in the number of villages due to the additional 7 organizations reported with new projects. There is some level of health activity in all 7 townships, though more concentrated in the townships of Demoso (13 agencies), Hpruso and Loikaw (10 agencies in each). The majority of health interventions are Women and Child Health (543 villages) and Malaria Programme (395 villages).
- **Protection is the second most widespread** intervention with 21 organizations reportedly implementing 17 projects in 190 villages. The majority are focused on Civil Documentation (137 villages) and Promoting Gender Equality and Empowerment of Women (57 villages). Protection activities are found in all 7 townships but most concentrated in Loikaw (10 agencies) and Demoso (9 agencies).
- **Education** is the third main sector of agency activities in Kayah with organizations active in 155 villages (8 organizations), most frequently in support to ECD (142 villages). Education activities are also found in all 7 townships but most concentrated in Loikaw and Demoso (5 agencies in each).
- **Mine Action** is the fourth main sector with agency activities in 116 villages, mostly in Mine-Risk Education (115 villages). Similarly, Mine Action activities are also found in all 7 townships but most concentrated in Demoso (5 agencies) and Loikaw (4 agencies).
- **WASH** is the fifth main sector, reportedly through 3 projects under implementation in 103 villages. The majority of WASH interventions are Construction & Rehabilitation of Sanitation Facilities (92 villages) and of Water Facilities (47 villages).
- **Agriculture** is the sixth main sector with agency activities in 94 villages, mostly in Agricultural Extension (70 villages).

Overview of the Oct 2014 3W KAYAH State

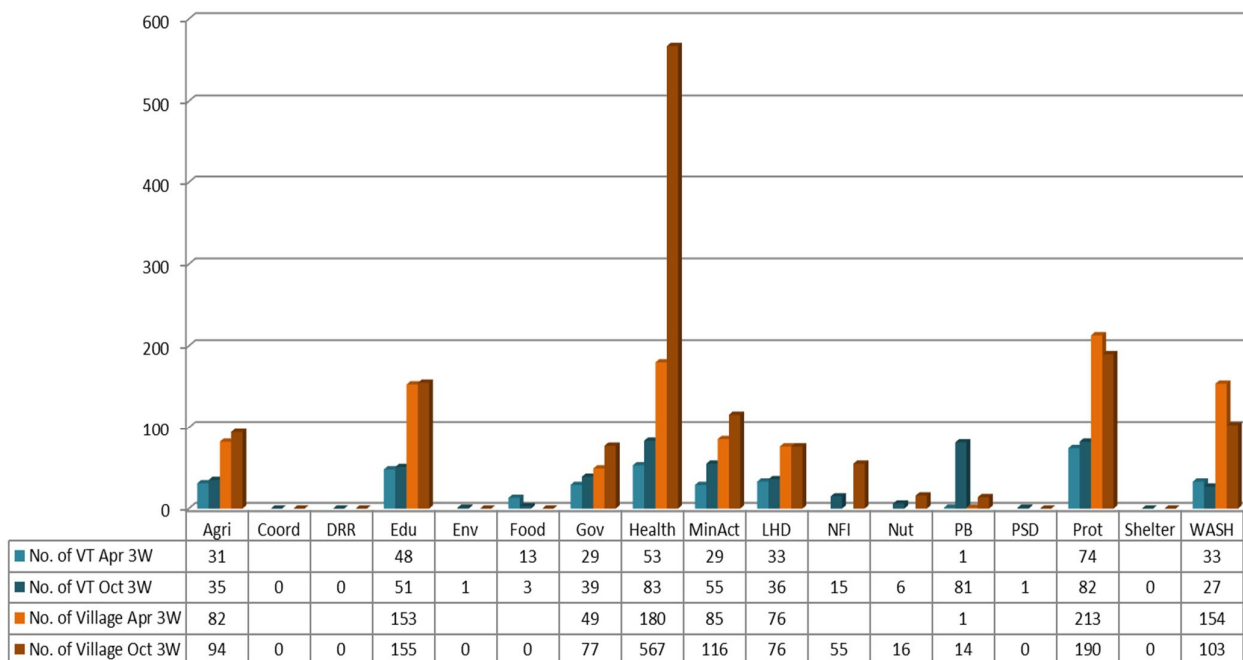
- **Governance** is the seventh main sector with agency activities in 77 villages, most frequently in Strengthening Civil Society (59 villages).
- **Non-Agricultural Livelihoods** is the eighth main sector with agency activities in 76 villages, most frequently in Income generation (74 villages).
- There is far less attention reported to other sectors; Non-Food Items (1 agency, 55 villages), Nutrition (2 agencies, 16 villages), Peace Building and Conflict Prevention (4 agencies, 14 villages), Food (2 agencies, 3 VTs), Environment and Private Sector Development (1 agency and 1Town in each) and Coordination (1 agency).
- No organizations reported activities in Disaster Risk Reduction or Shelter sectors.

Summary Report by Sector in KAYAH State with Projects Under Implementation as of November 3, 2014

Sector_Cluster	No. of Projects	No. of Organizations	No. of Townships	No. of Village Tracts/ Towns	No. of Villages/ Wards
Agriculture	8	6	6	35	94
Coordination	1	1	0	0	0
Disaster Risk Reduction	0	0	0	0	0
Education	8	8	7	51	155
Environment	1	1	1	1	0
Food	1	2	3	3	0
Governance	11	9	6	39	77
Health	29	18	7	83	567
Mine Action	9	9	7	55	116
Non-Agricultural Livelihoods/ Infrastructure	10	8	5	36	76
Non-Food Items	1	1	2	15	55
Nutrition	2	2	2	6	16
Peace Building/ Conflict Prevention	7	4	7	81	14
Private Sector Development	1	1	1	1	0
Protection	17	21	7	82	190
Shelter	0	0	0	0	0
WASH	3	3	6	27	103
Grand Total (All Sectors)	84 (12%)	52 (28%)	7 (100%)	74 (100%)	577 (85%)
	% of Total Countrywide		% of Total in Kayah State		

Overview of the Oct 2014 3W KAYAH State

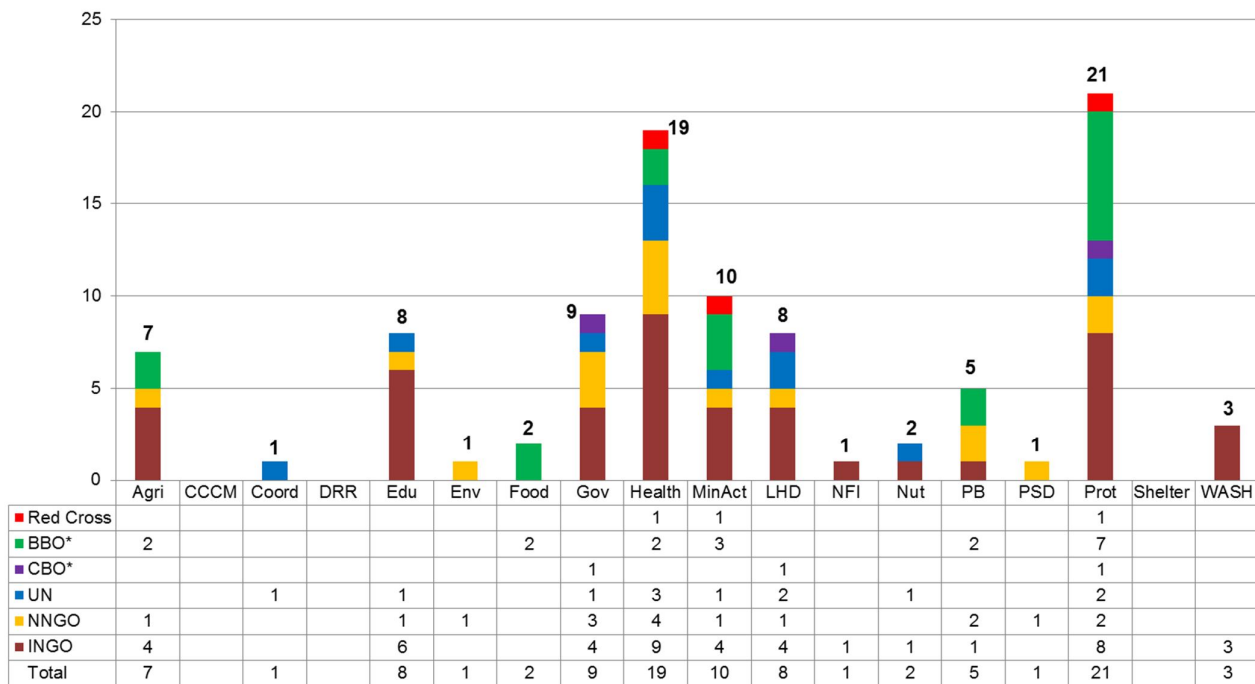
Reporting Status on the Village Tract (VT)/ Village Level



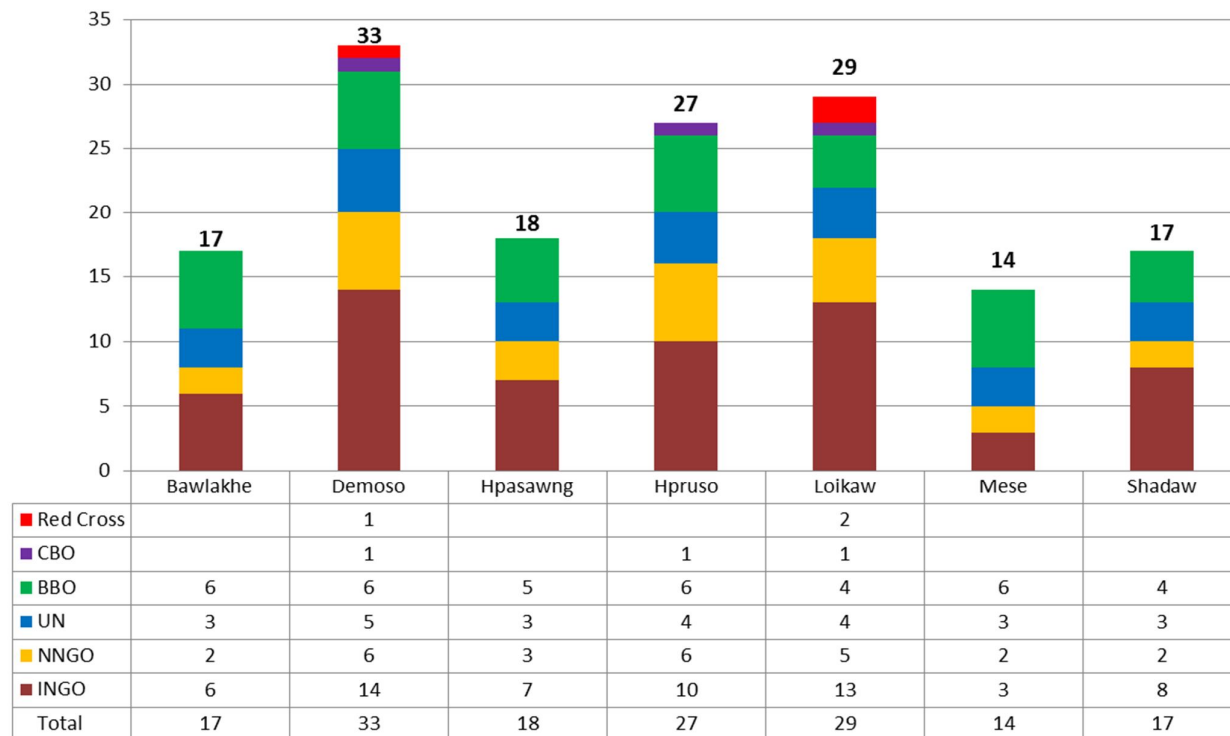
No. of Organizations by Sector and Township in KAYAH (as of November 3, 2014)

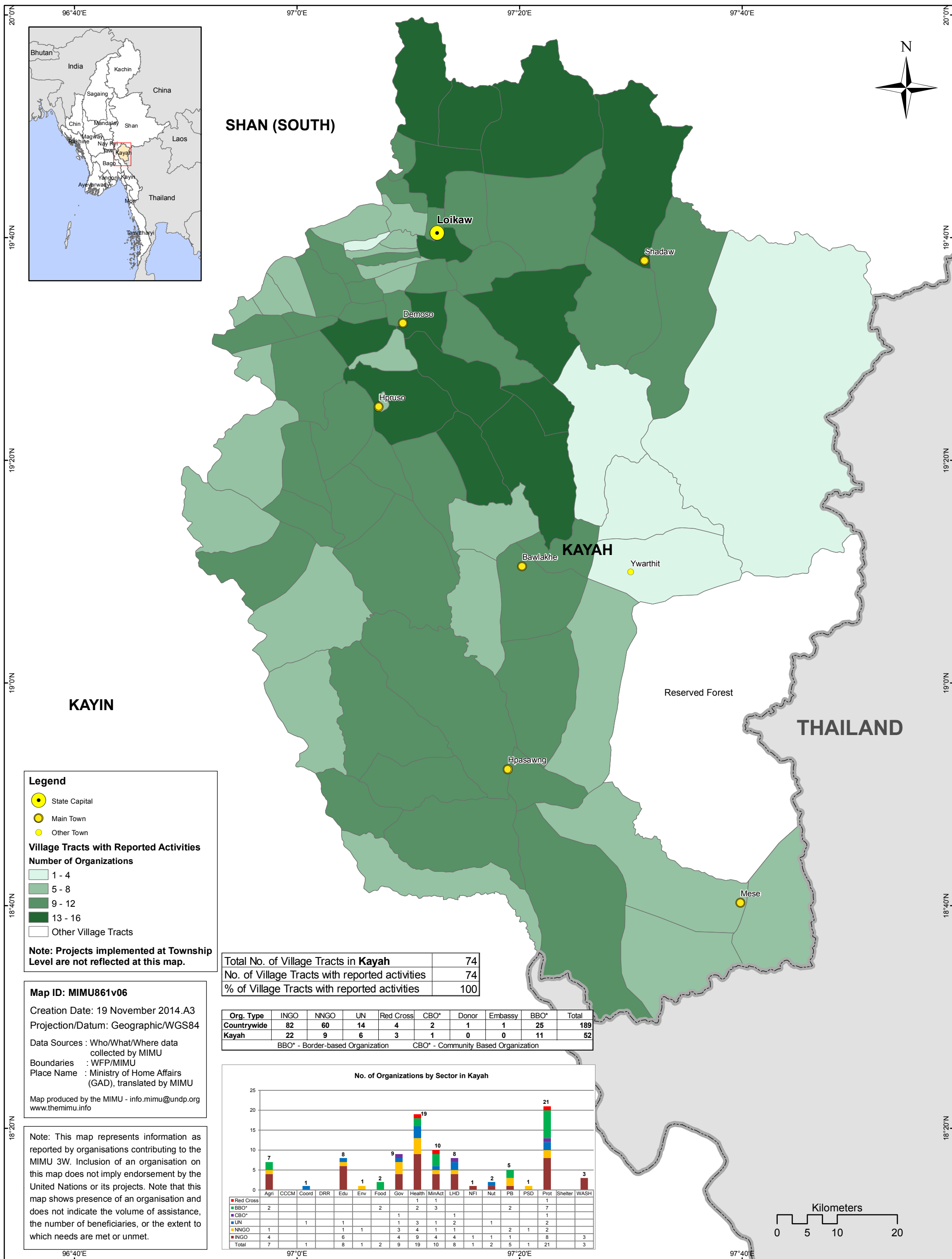
Township	Agriculture	Coordination	Disaster Risk Reduction	Education	Environment	Food	Governance	Health	Mine Action	Non-Agricultural Livelihoods/ Infrastructure	Non-Food Items	Nutrition	Peace Building/ Conflict Prevention	Private Sector Development	Protection	Shelter	WASH	Total
Bawlakhe	1			2			2	6	2				2		6		1	17
Demoso	3			5		2	3	13	5	3	1	1	3		9		1	33
Hpasawng	3			2			1	7	3	1			3		4		1	18
Hpruso	2			3		2	2	10	2	1	1		4		6		1	27
Loikaw	3			5	1		4	10	4	5		1	4	1	10		1	29
Mese				2		2		4	2	0			2		3			14
Shadaw	2			2			1	7	2	1			3		3		1	17
Not Specified	1	1					1		1	1			1		2			4
Sector Total	6	1	0	8	1	2	9	18	9	8	1	2	4	1	21	0	3	

No. of Organizations by Sector in Kayah



No. of Organizations by Township in Kayah





KAYAH - Summary of Organizations' Sub Sectors Interventions Projects Under Implementation as of November 3, 2014

Sector_Cluster	Sub Sector	No. of Projects	No. of Organizations	No. of Townships	No. of Village Tracts/ Towns	No. of Villages/ Wards
Agriculture	Agricultural Alternative Development	1	1	1	1	
	Agricultural Extension	2	2	4	23	70
	Agricultural Inputs	2	2	4	9	7
	Agriculture Development	4	3	2	7	16
	Capacity Building (Agricultural Livelihood)	3	3	4	14	23
	Forestry	2	2	5	1	
	Livestock and poultry	2	2	4	9	7
	Plant Production	2	2	2	7	16
	Provision of paddy plantation & cultivation	2	2	3	12	21
Sector Total (AGRICULTURE)		8	6	6	35	94
Coordination	Information Management	1	1			
Sector Total (COORDINATION)		1	1			
Environment		1	1	1	1	
Education	Early Childhood Development	3	4	7	47	142
	Non-Formal Education	2	2	7		
	Quality Basic Education/Formal Education	4	5	3	6	13
Sector Total (EDUCATION)		8	8	7	51	155
Food	General Food Distribution	1	2	3	3	
Sector Total (FOOD)		1	2	3	3	
Governance	Access to Justice	3	3	2	6	5
	Economic and Development policy/planning	2	2	1	1	
	Elections	1	1	1	1	
	Housing, Property and Land Reform	1	1	1	1	
	Human Rights Promotion and Advocacy	3	3	3	13	16
	Institutional Strengthening and Public Administration Reform	1	1	1		
	Media and flow of Information	1	1	1		
	Rule of Law	2	2	1	1	
	Strengthening civil society	6	6	6	29	59
	Transparency/Accountability	1	1	1	1	
Sector Total (GOVERNANCE)		11	9	6	39	77

KAYAH - Summary of Organizations' Sub Sectors Interventions Projects Under Implementation as of November 3, 2014

Sector_Cluster	Sub Sector	No. of Projects	No. of Organizations	No. of Townships	No. of Village Tracts/ Towns	No. of Villages/ Wards
Health	Basic Health Care	1	1	4	8	24
	Control of Communicable Diseases	1	2	1	10	19
	Disease surveillance	1	1	1		
	Health Assessment	1	1	1	1	1
	Health Education	2	2	2	11	18
	HIV/AIDS Programme	1	3	3	1	1
	Malaria programme	9	8	7	71	395
	Mental Health and Psychosocial Support	1	1	1	6	8
	Reproductive Health Care	1	2	3	13	22
	Revitalization of existing HS - HR	1	1	1		
	Revitalization of existing HS- Equipment&Supplies	1	1	1		
	TB Programme	3	3	1	13	46
	Women and Child Health	7	7	7	82	543
Sector Total (HEALTH)		29	18	7	83	567
Mine Action	Advocacy	1	2	5	16	27
	Mine-Risk Education	7	7	7	54	115
	Victim Assistance	3	3	1	2	1
Sector Total (MINE ACTION)		9	9	7	55	116
Non Agricultural Livelihoods/ Infrastructure	Cash for work	1	1	2	22	39
	Income Generation	7	6	5	36	74
	Micro-Finance	2	2	1	2	2
	Rehabilitation-Community Infrastructure & Facility	3	3	4	10	11
	Social Recovery	2	2	3	23	39
	Vocational Education and Training	5	5	3	24	43
Sector Total (NON-ARGRICULTURAL LIVELIHOODS/ INFRASTRUCTURE)		10	8	5	36	76
Non-Food Items	NFI Distribution	1	1	2	15	55
Sector Total (NON-FOOD ITEMS)		1	1	2	15	55
Nutrition	Infant and young child feeding	1	1	1	6	16
	Inpatient Therapeutic Programme (ITP)	1	1	1		
Sector Total (NUTRITION)		2	2	2	6	16

KAYAH - Summary of Organizations' Sub Sectors Interventions Projects Under Implementation as of November 3, 2014

Sector_Cluster	Sub Sector	No. of Projects	No. of Organizations	No. of Townships	No. of Village Tracts/ Towns	No. of Villages/ Wards
Peace Building/ Conflict Prevention	Conflict transformation and Peacebuilding	6	4	7	22	14
	Demobilization of adult combatants	1	1	1	1	
	Rehabilitation of conflict-affected infrastructure	1	1	1	1	
	Support for durable solutions for returnees	1	1	7	81	
Sector Total (PEACE BUILDING/ CONFLICT PREVENTION)		7	4	7	81	14
Private Sector Development	Access to finance and financial inclusion	1	1	1	1	
	Other private sector support	1	1	1	1	
	Skills Development	1	1	1	1	
	Small and Medium Enterprises Development	1	1	1	1	
Sector Total (PRIVATE SECTOR DEVELOPMENT)		1	1	1	1	
Protection	Awareness Raising on Protection Issues	2	2	4	1	
	Child Protection	4	4	2	1	
	Civil Documentation	1	1	7	75	137
	Durable Solution - IDP/Returnee Housing, Land and Property	1	1	1	1	
	Gender Based Violence	1	1	1		
	Human Trafficking	2	2	1	3	4
	Persons with Disabilities	1	1	1	1	4
	Promoting Gender Equality and Empowerment of Women	6	5	3	27	57
	Protection Assessment	1	5	7	56	
	Vulnerable Populations in Emergencies	1	1	4	8	7
Sector Total (PROTECTION)		17	21	7	82	190
WASH	Construction & Rehabilitation -Sanitation Facility	2	2	4	21	92
	Construction & Rehabilitation -Water Facility	1	1	2	15	47
	Hygiene Promotion	1	1	2	6	11
Sector Total (WASH)		3	3	6	27	103
Grand Total (All Sectors)		84 (12%)	52 (28%)	7 (100%)	74 (100%)	577 (85%)
		% of Countrywide		% of Total in Kayah State		