

The MIMU 3W gathers inputs from participating agencies on Who is doing What, Where in Myanmar. It is currently conducted every 6 months.

159 agencies participated in the October 13 3W, providing information on their activities in 18 sectors and 133 sub-sectors which have been defined by technical/sector working groups. There is still likely to be under-reporting of the specific activities of field-based local NGOs and CBOs.

This overview of the reported 3W results in Mon describes projects under implementation as of October 23, 2013. Further information on proposed and recently completed projects is available from the 3W dataset, published on the MIMU website.

## 1. Active Organizations in Mon

A total of 37 organizations reported projects under implementation in Mon. The majority are NGOs/CBOs, only one of which is border-based. There is some level for agency activity reported in most village tracts, with agencies more concentrated in Mawlamyine, Ye, Thanbyuzayat and Thaton townships.

Org. Type	INGO	NNGO	UN	Red Cross	CBO*	Donor	Embassy	BBO*	Total
Countrywide	74	56	13	3	3	2	1	7	159
Mon	16	9	7	1	1	2		1	37
BBO* - Border-based Organization					CBO* - Community Based Organization				

## 2. Projects by Sector

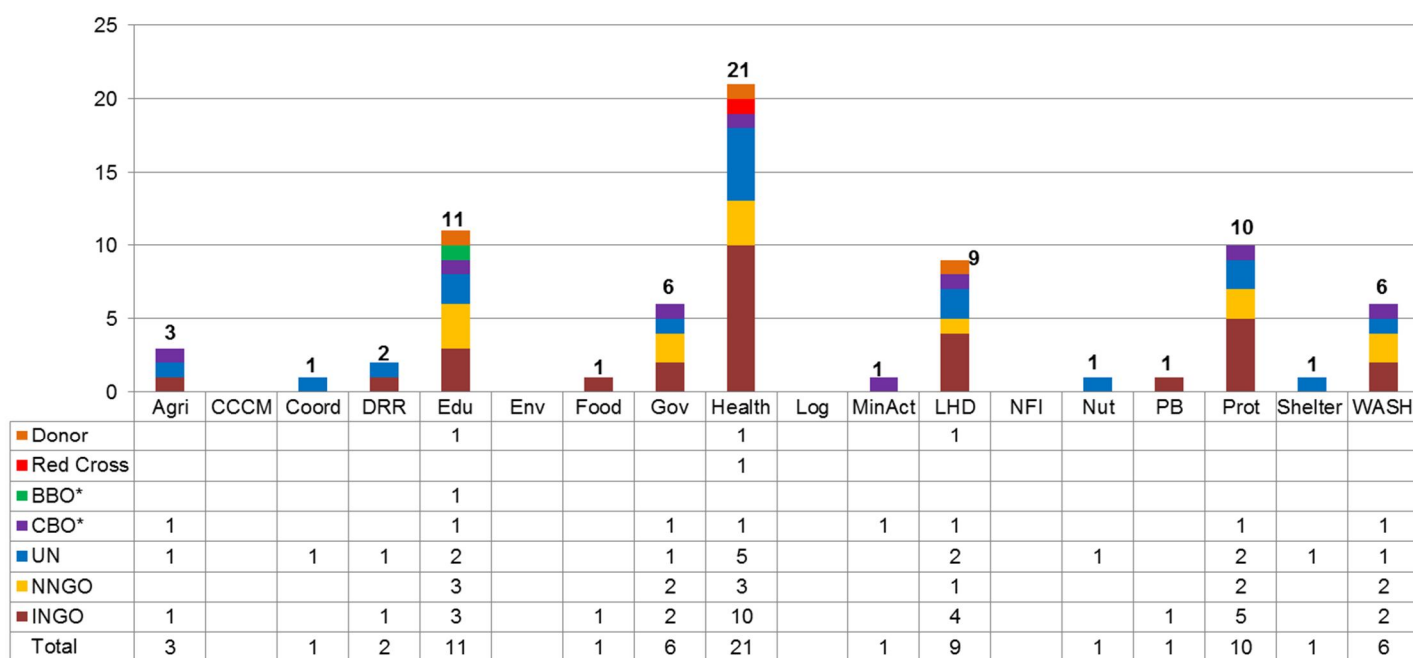
110 projects were reported in 14 sectors (17% of the total projects reported to the 3W). The ranking of project interventions mirrors that for the rest of the South East, though the sub-sector focus within the sectors may be different.

- Health is the most widespread intervention with 21 organizations reportedly implementing 48 projects in 743 villages. There is some level of health activity in all 10 townships, though more concentrated in the townships of Mawlamyine, Ye and Thanbyuzayat. The majority of health interventions are Malaria Programme (396 villages), Health Education (246 villages), TB Programme (219 villages), Reproductive Health Care (161 villages) and HIV/AIDS Programme (149 villages).
- Education is the second main sector in Mon with organizations active in 211 villages (11 organizations), most frequently in support to Quality Basic Education (140 villages), NFE (66 villages) and ECD (28 villages).
- Protection is the third most commonly reported sector with activities by 10 agencies in 129 villages, mostly in Child Protection (48 villages) and Human Trafficking and Persons with Disabilities (39 villages).
- WASH is the fourth main sector of agency activities, mainly through health promotion activities (124 villages). The majority of WASH intervention is Hygiene Promotion (103 villages).
- There is far less attention to other sectors; Non-agricultural livelihoods (9 agencies, 84 villages), DRR (2 agencies, 35 villages), Agriculture (3 agencies, 24 villages), Food (1 agency, 19 villages), Governance (6 agencies, 5 villages) and Nutrition, Coordination, Peace Building and Conflict Prevention and Shelter (1 agency).

## Overview of the Oct. 2013 3W for MON

Summary Reports by Sector in Mon State with Projects Under Implementation as of October 23, 2013					
Sector	No. of Projects	No. of Organizations	No. of Township	No. of Village Tracts/Towns	No. of Villages/Wards
Agriculture	2	3	3	9	24
CCCM					
Coordination	2	1	1		
Disaster Risk Reduction	2	2	3	26	35
Education	23	11	10	117	211
Environment					
Food	1	1	1	4	19
Governance	12	6	10	5	5
Health	48	21	10	334	743
Logistics					
Mine Action	1	1	2	5	5
Non-Agricultural Livelihoods/ Infrastructure	10	9	9	49	84
Non-Food Items					
Nutrition	2	1	4		
Peace Building/ Conflict Prevention	3	1	3		
Protection	16	10	10	84	129
Shelter	1	1	4		
WASH	8	6	11	84	124
<b>Grand Total (All Sectors)</b>	<b>110 (17%)</b>	<b>37 (23%)</b>	<b>10 (100%)</b>	<b>335 (89%)</b>	<b>768 (65%)</b>

No. of Organizations by Sector in Mon



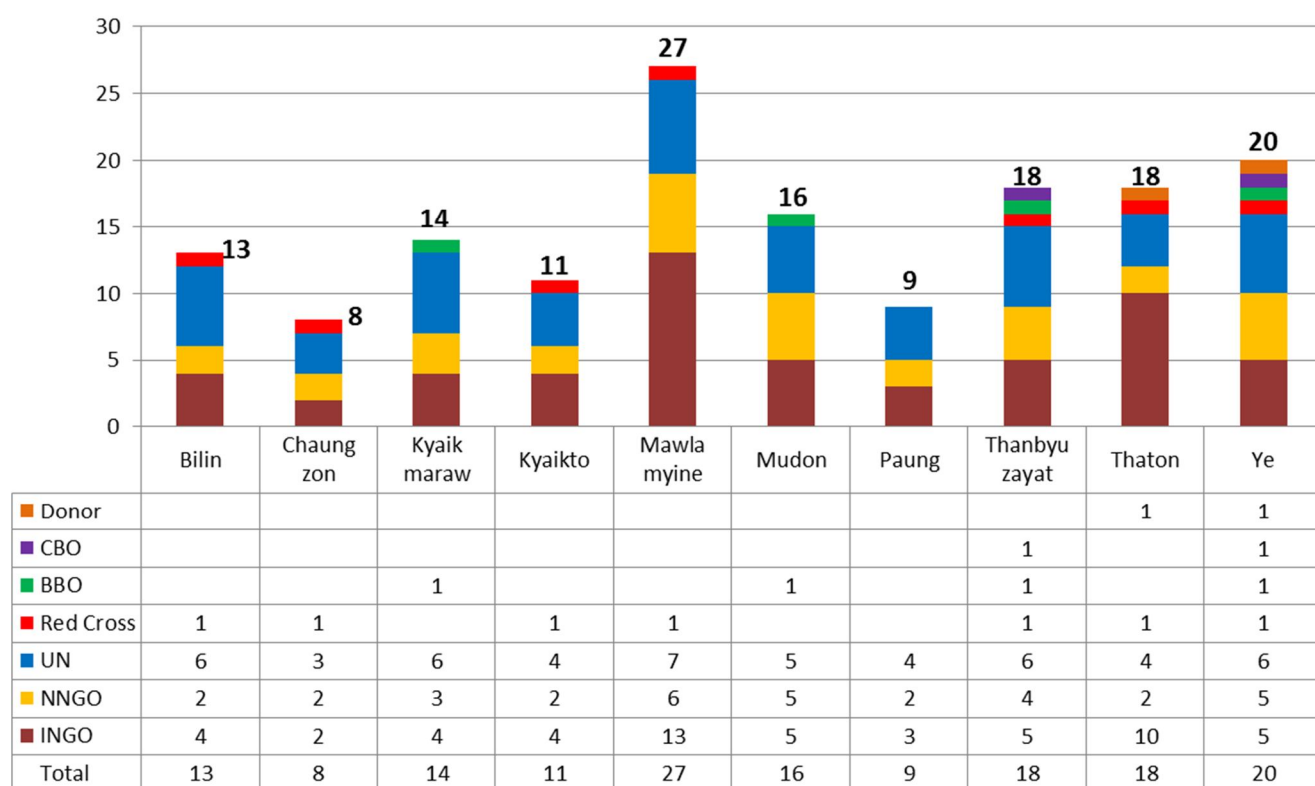
## Overview of the Oct. 2013 3W for MON

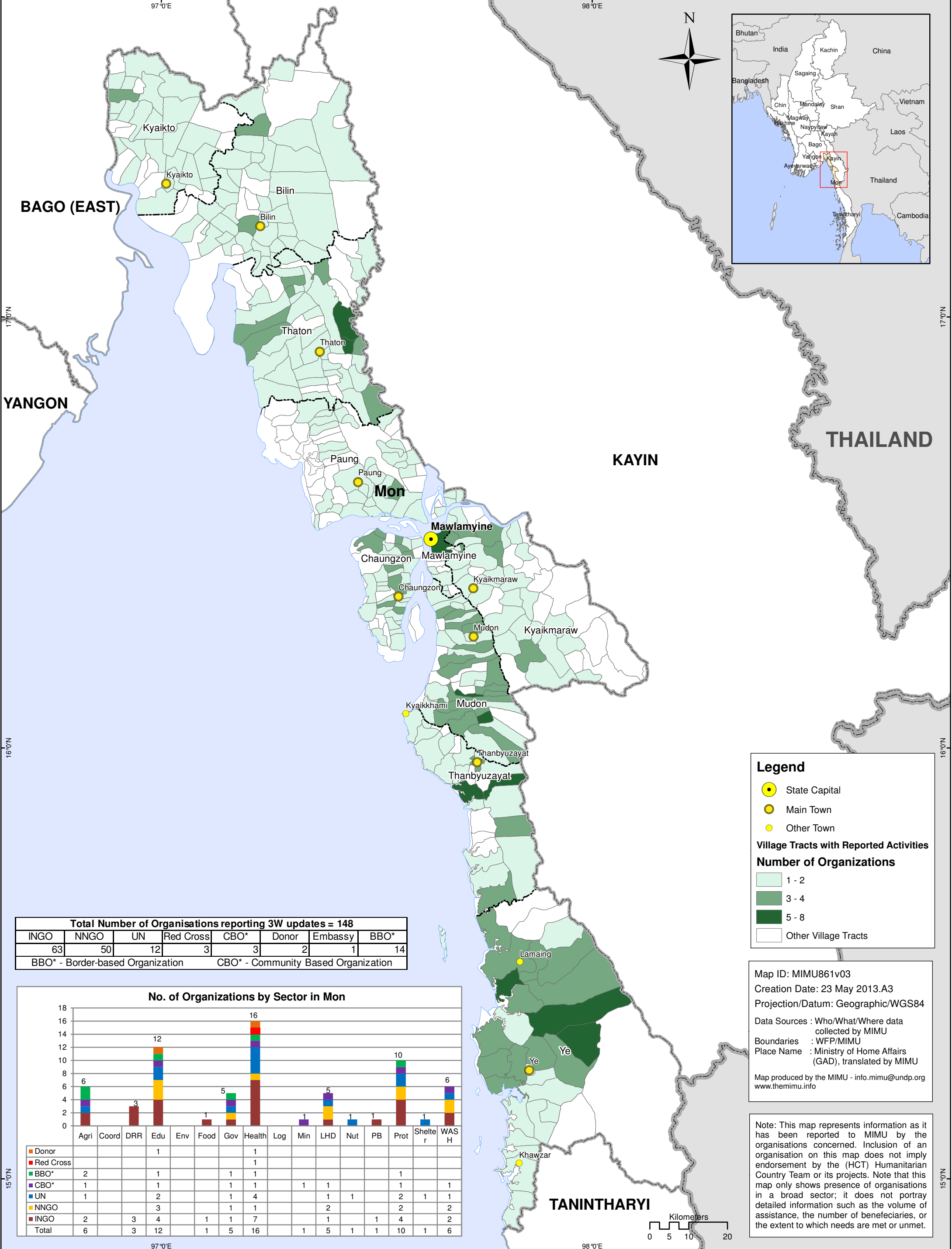
No. of Organizations by Sector and type of Organization (as of October 23, 2013)								
Sector	INGO	NNGO	UN	CBO*	BBO*	Donor	Red Cross	Total
Agriculture	1		1	1				3
CCCM								
Coordination			1					1
DRR	1		1					2
Education	3	3	2	1	1	1		11
Environment								
Food	1							1
Governance	2	2	1	1				6
Health	10	3	5	1		1	1	21
Logistics								
Mine Action				1				1
Non-Agricultural LH/Infrastructure	4	1	2	1		1		9
Non-Food Items								
Nutrition			1					1
Peace Building/Conflict Prevention	1							1
Protection	5	2	2	1				10
Shelter			1					1
WASH	2	2	1	1				6

No. of Organizations by Sector and Township in Mon (as of 23 October 2013)																			
Township	Agriculture	CCCM	Coordination	Disaster Risk Reduction	Education	Environment	Food	Governance	Health	Logistics	Mine Action	Non-agricultural livelihoods/ Infrastructure	Non-Food Items	Nutrition	Peace Building/ Conflict Prevention	Protection	Shelter	WASH	Tsp. Total
Bilin	1			1	2			1	8			2				3	1	2	13
Chaungzon					2			1	4			1				2			8
Kyaikmaraw	1				4			1	8			2			1	2	1	1	14
Kyaikto					2			2	7			0		1		2		2	11
Mawlamyine	1		1	1	5			4	16			3		1	1	7		2	27
Mudon	1				3			1	10			2				1			16
Paung					2			1	5			1		1		3		1	9
Thanbyuzayat	1				7			2	11		1	4				6		2	18
Thaton	1				3		1	1	10			3		1	1	6	1	3	18
Ye	2			1	6			3	14		1	3				4	1	3	20
Sector Total	3		1	2	11		1	6	21		1	9		1	1	10	1	6	

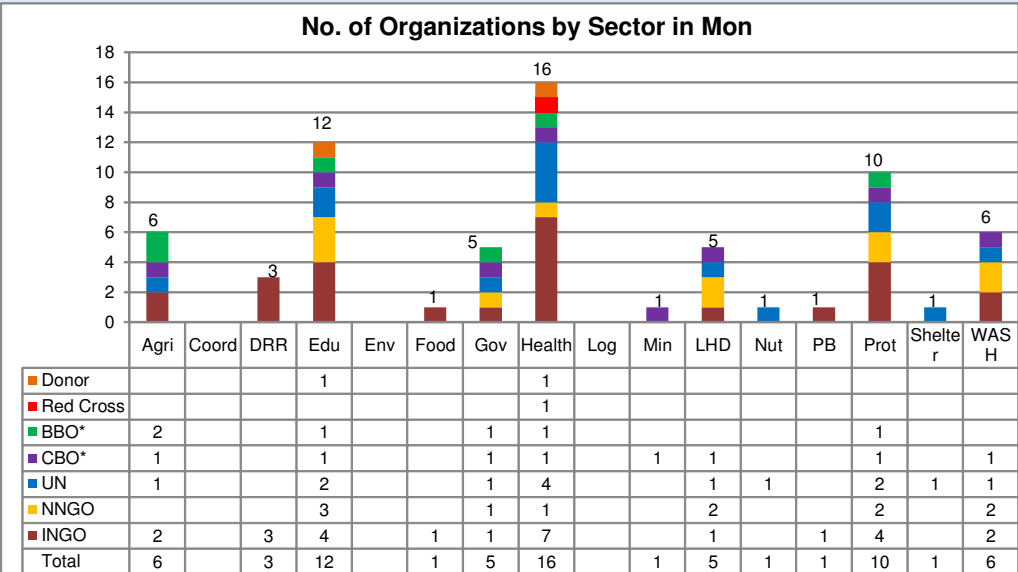
## Overview of the Oct. 2013 3W for MON

### No. of Organizations by Township in Mon





Total Number of Organisations reporting 3W updates = 148							
INGO	NNGO	UN	Red Cross	CBO*	Donor	Embassy	BBO*
63	50	12	3	3	2	1	14
BBO* - Border-based Organization				CBO* - Community Based Organization			



# Who/What/Where - Mon - Organisation Presence at Township Level by Sector as of 23 April 2013 (Projects Under Implementation)

Township	Township_pCode	Agriculture	Coordination	Disaster Risk Reduction	Education	Environment	Food	Governance	Health	Mine_Action	Non-agricultural livelihoods/Infrastructure	Nutrition	Peace Building/Conflict Prevention	Protection	Shelter	WASH	Count of Orgs.
Bilin	MMR011010	FAO, KORD, TBC (KORD)			ADRA, UNICEF, UNHCR			KHRG, UNDP, PTE	MRCS & IFRC, IOM, PSI, UNICEF, UNHCR, WC, WFP, TBC (KWO)		KDN			KHRG, UNHCR, PTE		UNHCR, WC	16
Chaungzon	MMR011003	NPA		CWS	UNICEF, YF			PTE	MRCS & IFRC, PSI, UNICEF		Metta			SCI, TLMI, PTE			10
Kyaikmaraw	MMR011002	FAO, NPA			ADRA, MNEC, UNICEF, UNHCR, YF			UNDP, PTE	AFXB, IOM, PSI, UNICEF, UNHCR, WFP, TBC (KWO)		Metta, UNHCR			UNHCR, PTE	UNHCR	UNHCR	15
Kyaikto	MMR011009				UNICEF, UNHCR			KHRG, UNDP, PTE	MRCS & IFRC, AFXB, PSI, UNICEF, UNHCR, WC					KHRG, Tdh-L, UNHCR, PTE	UNHCR	UNHCR, WC	10
Mawlamyine	MMR011001	FAO			AFXB, CWS, KDN, MNEC, UNICEF, WV			NPA, PTE	MRCS & IFRC, AFXB, CARE, IHA, IOM, MSI, PSI, UNICEF, WFP		UNHCR		NPA	AFXB, Tdh-L, Thingaha, UNICEF, UNHCR, PTE		CDA	20
Mudon	MMR011005	FAO, NPA			MNEC, UNICEF, UNHCR, YF			PTE	AFXB, BIM, CARE, IOM, PSI, UNICEF, UNHCR, WFP		KDN, Metta			UNHCR, PTE		UNHCR	15
Paung	MMR011008	NPA			AFXB, UNICEF			PTE	AFXB, PSI, UNICEF		Metta			AFXB, UNHCR, PTE		UNHCR	7
Thanbyuzayat	MMR011004	NPA,		WV	MNEC, UNICEF, UNHCR, WV, YF			, PTE	MRCS & IFRC, IHA, IOM, PSI, UNICEF, UNHCR, WFP		KDN, Metta			Tdh-L, UNICEF, UNHCR, PTE		UNHCR	16
Thaton	MMR011007	AFXB			AFXB, UNICEF, UNHCR		AFXB	KHRG, PTE	MRCS & IFRC, BIM, MSI, PSI, UNICEF, UNHCR, WC, TBC (KWO)		UNHCR		NPA	KHRG, TLMI, Tdh-L, UNICEF, UNHCR, PTE		AFXB, UNHCR, WC	14
Ye	MMR011006	FAO			MNEC, SDC, UNICEF, UNHCR, YF			NPA, , PTE	MRCS & IFRC, CARE, IOM, KDN, MSI, PSI, SDC, UNICEF, WFP		KDN, UNHCR			Tdh-L, UNHCR, PTE		KDN, UNHCR	17
Not Specified				CARE	PDO						ACTED, UNHCR	UNICEF	NPA				6

**MON - Summary of Organizations' Sub Sectors Interventions**  
**Projects Under Implementation as of 23 October 2013**

Sector	Sub Sector	No. of Projects	No. of Organizations	No. of Townships	No. of Village Tracts/ Towns	No. of Villages/ Wards
Agriculture	Agricultural Inputs	1	1	1	4	19
	Capacity Building (Agricultural Livelihood)	1	1	2	5	5
	Livestock and poultry	1	1	2	5	5
<b>Sector Total (AGRICULTURE)</b>		<b>2</b>	<b>3</b>	<b>3</b>	<b>9</b>	<b>24</b>
Coordination	General Coordination	1	1	1		
	Information Management	1	1			
<b>Sector Total (COORDINATION)</b>		<b>2</b>	<b>1</b>	<b>1</b>		
DRR	Community based Disaster Preparedness and Risk Reduction	2	2	3	26	35
<b>Sector Total (DRR)</b>		<b>2</b>	<b>2</b>	<b>3</b>	<b>26</b>	<b>35</b>
Education	Disaster Preparedness Response in Education	1	1	1		
	Early Childhood Development	5	3	10	18	28
	Food for Education	1	1	2	5	5
	Non-Formal Education	11	7	10	48	66
	Quality Basic Education/Formal Education	9	7	10	71	140
<b>Sector Total (EDUCATION)</b>		<b>23</b>	<b>11</b>	<b>10</b>	<b>117</b>	<b>211</b>
Food	General Food Distribution	1	1	1	4	19
<b>Sector Total (FOOD)</b>		<b>1</b>	<b>1</b>	<b>1</b>	<b>4</b>	<b>19</b>
Governance	Economic and Development policy/planning	1	1	1		
	Human Rights Promotion and Advocacy	3	1	1		
	Institutional Strengthening and Public Administration Reform	3	3	2		
	Media and flow of information	2	2	2		
	Strengthening civil society	6	3	10	5	5
	Transparency/Accountability	1	1	2		
<b>Sector Total (GOVERNANCE)</b>		<b>12</b>	<b>6</b>	<b>10</b>	<b>5</b>	<b>5</b>
Health	Basic Health Care	4	4	10	31	53
	Community Home Based Care	2	2	2	5	9
	Control of Communicable Diseases	4	4	10	69	135
	Coordination	1	1	3	26	39
	Disease surveillance	1	1	1		
	Health Assessment	1	1	1	1	
	Health Education	6	5	7	82	246
	HIV/AIDS Programme	15	10	10	98	149
	Malaria Programme	7	7	13	258	396
	Reproductive Health Care	7	5	10	89	161
	Revitalization of existing HS - HR	1	1	1		
	Revitalization of existing HS - Infrastructure	2	2	4	18	17
	Revitalization of existing HS- Equipment&Supplies	1	1	1		
	TB Programme	7	6	10	173	219
	Vector control methods	1	1	3	26	39
	Women and Child Health	4	3	10	6	14
<b>Sector Total (HEALTH)</b>		<b>48</b>	<b>21</b>	<b>10</b>	<b>334</b>	<b>743</b>

**MON - Summary of Organizations' Sub Sectors Interventions**  
**Projects Under Implementation as of 23 October 2013**

Sector	Sub Sector	No. of Projects	No. of Organizations	No. of Townships	No. of Village Tracts/ Towns	No. of Villages/ Wards
Mine Action	Mine-Risk Education	1	1	2	5	5
<b>Sector Total (MINE ACTION)</b>		<b>1</b>	<b>1</b>	<b>2</b>	<b>5</b>	<b>5</b>
Non-Agricultural Livelihoods/ Infrastructure	Cash for work	1	1	3	30	40
	Income Generation	3	3	4	39	58
	Micro-Finance	3	3	7	10	16
	Rehabilitation-Community Infrastructure & Facility	4	3	5	4	7
	Social Recovery	2	2	5	34	44
	Vocational Training	2	2	4	34	49
<b>Sector Total (NON-AGRICULTURAL LIVELIHOODS/INFRASTRUCTURE)</b>		<b>10</b>	<b>9</b>	<b>9</b>	<b>49</b>	<b>84</b>
Nutrition	Inpatient Therapeutic Programme (ITP)	1	1	1		
	Multiple Micronutrient Supplementation	1	1	3		
<b>Sector Total (NUTRITION)</b>		<b>2</b>	<b>1</b>	<b>4</b>		
Peace Building/ Conflict Prevention	Conflict transformation and Peacebuilding	3	1	3		
<b>Sector Total (PEACE BUILDING/CONFLICT PREVENTION)</b>		<b>3</b>	<b>1</b>	<b>3</b>		
Protection	Awareness Raising on Protection Issues	3	3	2	6	14
	Child Protection	6	4	6	30	48
	Family Tracing	1	1	5		
	Human Trafficking	2	2	2	26	39
	Persons with Disabilities	1	1	2	33	39
	Promoting Gender Equality and Empowerment of Women	2	2	10	5	5
	Protection Assessment	1	1	5		
	Sexual and Gender Based Violence	1	1	1		
<b>Sector Total (PROTECTION)</b>		<b>16</b>	<b>10</b>	<b>10</b>	<b>84</b>	<b>129</b>
Shelter	Shelter Assessment	1	1	4		
<b>Sector Total (SHELTER)</b>		<b>1</b>	<b>1</b>	<b>4</b>		
WASH	Construction & Rehabilitation -Sanitation Facility	2	2	2	5	5
	Construction & Rehabilitation -Water Facility	4	3	5	12	14
	Environmental Sanitation	2	2	4	30	58
	Hygiene Promotion	5	4	11	79	103
	Safe Water Supply	1	1	3	26	39
<b>Sector Total (WASH)</b>		<b>8</b>	<b>6</b>	<b>11</b>	<b>84</b>	<b>124</b>
<b>Grand Total (All Sectors)</b>		<b>110 (17%)</b>	<b>37 (23%)</b>	<b>10 (100%)</b>	<b>335 (89%)</b>	<b>768 (65%)</b>