

Overview of the April 2014 3W KAYIN State

The MIMU 3W gathers inputs from participating agencies on **Who** is doing **What**, **Where** in Myanmar. It is currently conducted every 6 months.

174 agencies participated in the April 14 3W, providing information on their activities in 18 sectors and 133 sub-sectors which have been defined by technical/sector working groups. There is still likely to be under-reporting of the specific activities of field-based local NGOs and CBOs.

This overview of the reported 3W results in Kayin describes **projects under implementation** as of April 28, 2014. Further information on proposed and recently completed projects is available from the 3W dataset, published on the MIMU website.

1. Active Organizations in Kayin

A total of 53 organizations reported projects under implementation in Kayin. The majority are NGOs (43 organizations including 8 border-based organizations). There is some level for agency activity reported in most village tracts, with agencies more concentrated in Hpa-An, Hlaingbwe, Kawkareik, Kyainseikgyi and Thandaunggyi townships.

Org. Type	INGO	NNGO	UN	Red Cross	CBO*	Donor	Embassy	BBO*	Total
Countrywide	76	60	13	4	2	1	1	17	174
Kayin	23	12	8		1	1		8	53
BBO* - Border-based Organization				CBO* - Community Based Organization					

2. Projects by Sector

127 projects were reported in 14 sectors (18% of the total projects reported to the 3W). The ranking of project interventions mirrors that for the rest of the South East, though the sub-sector focus within the sectors may be different.

- **Health is the most widespread intervention** with 26 organizations reportedly implementing 50 projects in 963 villages. There is some level of health activity in all 7 townships, though more concentrated in the townships of Hpa-An, Hlaingbwe, Kawkareik, Kyainseikgyi and Thandaunggyi. The majority of health interventions are Health Education (590 villages), Malaria Programme (352 villages), Reproductive Health Care (183 villages), Basic Health Care (114 villages), Women and Child Health (68 villages) and Revitalization of existing HS - HR (64 villages).
- **Protection is the second most commonly reported sector** with activities by 14 agencies in 362 villages, mostly in Civil Documentation (252 villages) and Child Protection (106 villages).
- **Education is the third main sector** in Kayin with organizations active in 265 villages (13 organizations), most frequently in support to ECD (225 villages), Quality Basic Education (45 villages) and Non-Formal Education (2 villages).
- **Governance is the fourth main sector** with agency activities in 109 villages, mostly focused on Strengthening Civil Society (77 villages), Human Rights Promotion and Advocacy (20 villages) and Economic and Development Policy/Planning (14 villages).
- **Agriculture (7 organizations) and Non-Agricultural Livelihoods/Infrastructure** (11 agencies) is the fifth main sector with agency activities in 108 villages, mostly in Social Recovery (70 villages), Income Generation (63 villages) and Agricultural Inputs (58 villages).
- **WASH** is the sixth main sector of agency activities in 107 villages in 6 townships. The majority of WASH interventions are Construction & Rehabilitation -Sanitation Facility (50 villages), Construction & Rehabilitation -Water Facility (37 villages), and Safe Water Supply (34 villages).

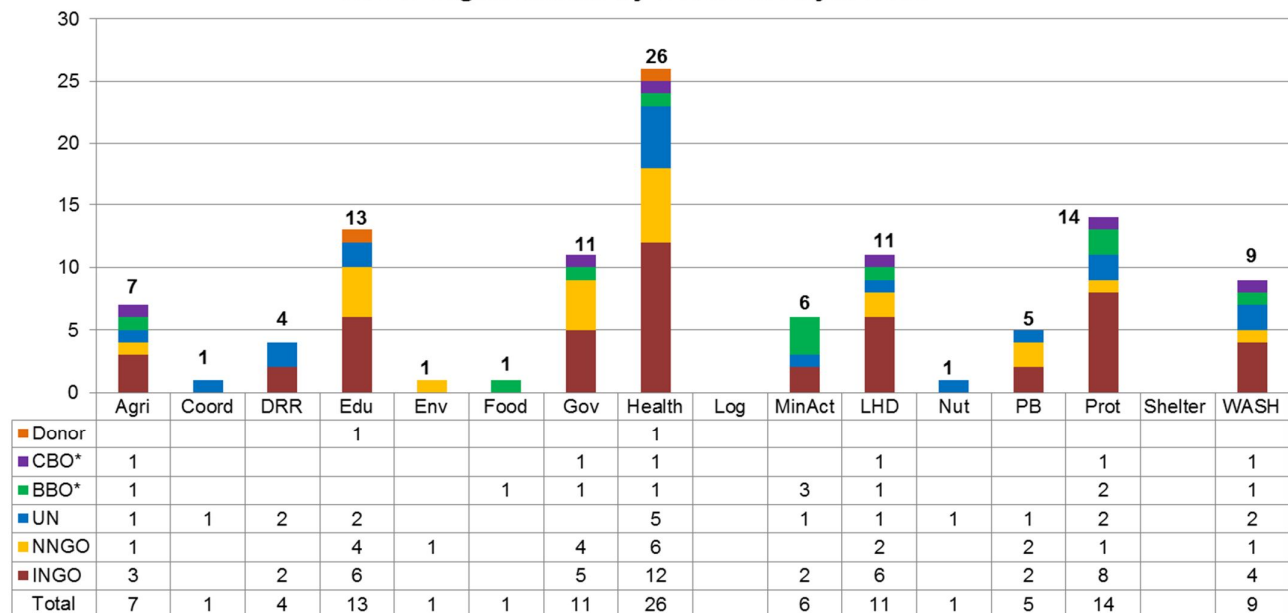
Overview of the April 2014 3W KAYIN State

- There is far less attention to other sectors; DRR (4 agencies, 85 villages), Mine Action (6 agencies, 22 villages), Peace Building and Conflict Prevention (5 agencies, 13 villages), Environment (1 agency, 9 villages), Food, Coordination and Nutrition (1 agency in each sector).

Summary Reports by Sector in KAYIN State with Projects Under Implementation as of Apr 28, 14.

Sector	No. of Projects	No. of Organizations	No. of Townships	No. of Village Tract/ Town	No. of Village/Ward
Agriculture	12	7	6	70	108
Coordination	1	1			
Disaster Risk Reduction	5	4	5	61	85
Education	23	13	7	159	265
Environment	1	1	2	6	9
Food	2	1	7	35	
Governance	17	11	7	71	109
Health	50	26	7	286	963
Mine Action	7	6	6	15	22
Non-Agricultural Livelihoods/ Infrastructure	17	11	7	64	108
Nutrition	2	1	4		
Peace Building/ Conflict Prevention	10	5	6	13	13
Protection	19	14	7	228	362
Shelter					
WASH	8	9	6	75	107
Grand Total (All Sectors)	127 (18%)	53 (30%)	7 (100%)	361 (97%)	1209 (58%)
	(% of Total in Countrywide)		(% of Total in Kayin State)		

No. of Organizations by Sector in Kayin State

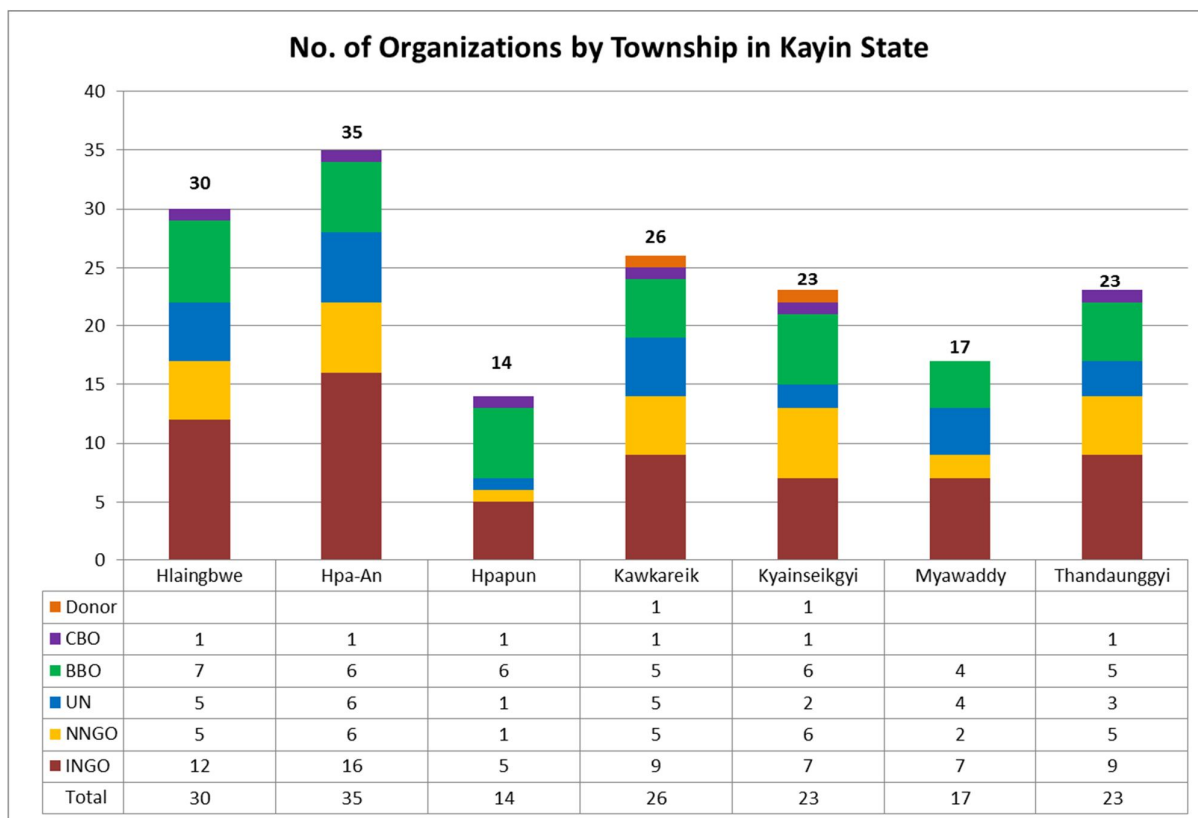


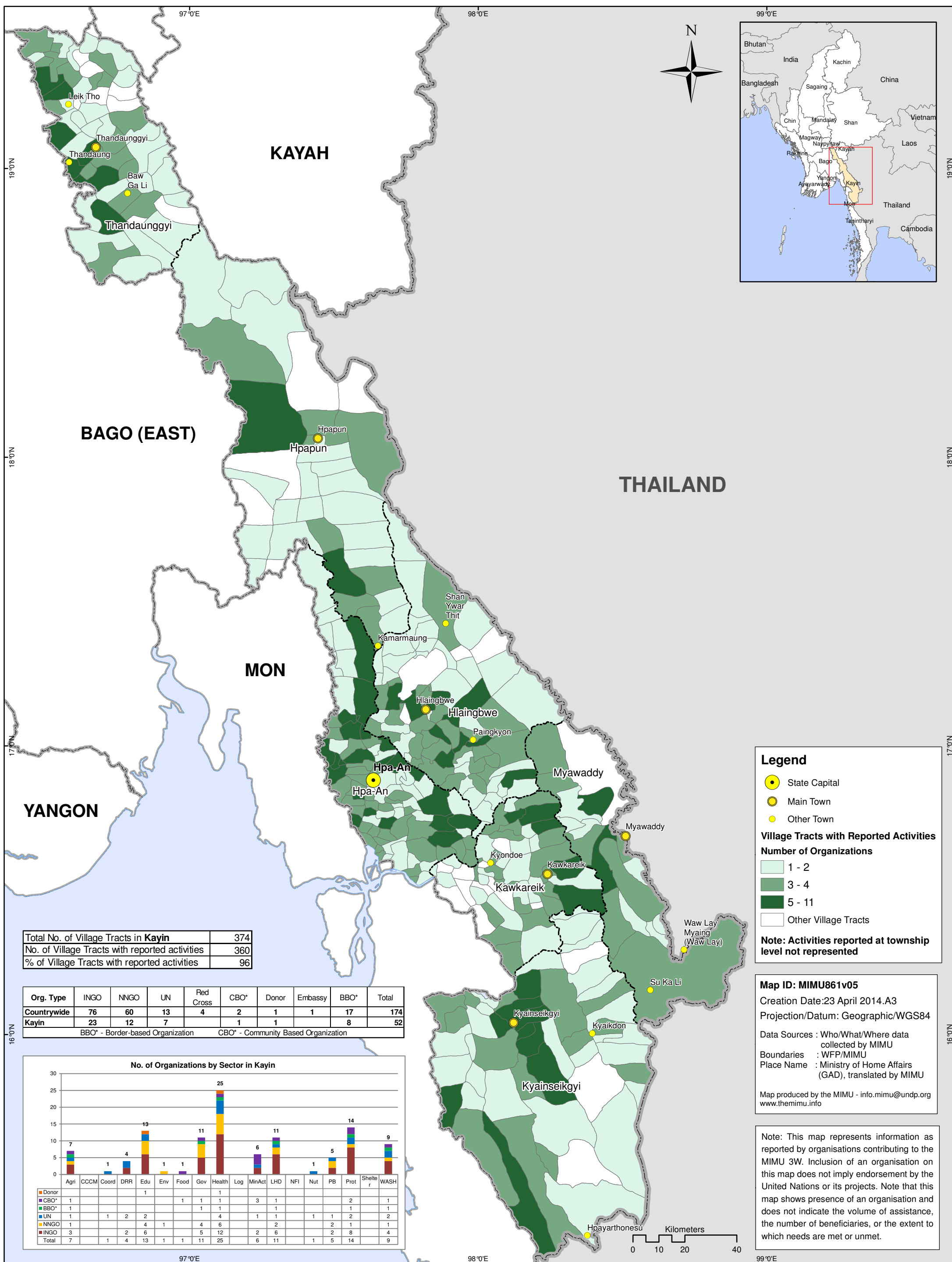
Overview of the April 2014 3W
KAYIN State

No. of Organizations by Sector by Type of Organization (as of April 28, 2014)							
Sector	INGO	NNGO	UN	CBO*	BBO*	Donor	Total
Agriculture	3	1	1	1	1		7
Coordination			1				1
DRR	2		2				4
Education	6	4	2			1	13
Environment		1					1
Food					1		1
Governance	5	4		1	1		11
Health	12	6	5	1	1	1	26
Logistics							
Mine Action	2		1		3		6
Non-Agricultural LH/ Infrastructure	6	2	1	1	1		11
Nutrition			1				1
Peace Building/ Conflict Prevention	2	2	1				5
Protection	8	1	2	1	2		14
Shelter							
WASH	4	1	2	1	1		9

No. of Organizations by Sector and Township in Kayin State (as of April 28, 2014)																	
State/Region	Agriculture	Coordination	Disaster Risk Reduction	Education	Environment	Food	Governance	Health	Logistics	Mine Action	Non-Agricultural Livelihoods/ Infrastructure	Nutrition	Peace Building/ Conflict Prevention	Protection	Shelter	WASH	Township Total
Hlaingbwe	3		2	7	1	1	6	14		4	4	1	1	6		5	30
Hpa-An	2		4	8	1	1	7	15		2	8	1	5	10		1	35
Hpapun	3		1	3		1	3	5		1	2			5		2	14
Kawkareik	3		1	5		1	5	12		1	4	1	2	7		3	26
Kyainseikgyi	2			4		1	5	9		1	4	1	3	5		4	23
Myawaddy				2		1	4	8			1		2	6			17
Thandaunggyi	2		1	4		1	5	9		1	5		3	9		4	23
Sector Total	7	1	4	13	1	1	11	26		6	11	1	5	14		9	

Overview of the April 2014 3W KAYIN State





KAYIN STATE - Organisation Presence at Township Level by Sector
Projects Under Implementation
March 28, 2014

Township	Township pCode	Agriculture	CCCM	Coordination	Disaster Risk Reduction	Education	Environment	Food	Governance	Health	Logistics	Mine Action	Non-agricultural livelihoods/ Infrastructure	Non-Food Items	Nutrition	Peace Building/ Conflict Prevention	Protection	Shelter	WASH	Count of Orgs.
Hlaingbwe	MMR003002	SCI/FLD, TBC (KORD), UNDP			IOM, Malteser	KDN, KBC (Kayin), Malteser, SCI, SVS, UNICEF, UNHCR	NAG	TBC	ADRA, AAM, KHRG, KDN, SCI, SCI/FLD	ADRA, FFH, IRC, KDN, Malteser, PSI, SCI, SCI/FLD, TBC (KWO), UNICEF, UNHCR, WHO, WV, MalariaCons		ADRA, AAR, DCA-CM (CIDKP)	DCA, KDN, UNDP, WV		UNICEF	DCA	KHRG, NRC, SCI, SCI/FLD, UNHCR, TBC (KESAN)		ADRA, Malteser, PWJ, SVS, TBC (KORD)	30
Hpa-An	MMR003001	HAI, SCI/FLD			HAI, IOM, Malteser, UN- Habitat	KDN, KBC (Kayin), Malteser, NRC, SCI, UNICEF, WV	NAG	TBC	AAM, COM, KHRG, KDN, SCI, SCI/FLD, GDI	BIMM, HAI, IRC, KDN, Malteser, MNMA, PSI, SCI, SCI/FLD, TBC (KWO), UNICEF, WHO, WV, EMW, MalariaCons		DCA-CM (CIDKP), DCA-CM (KTWG)	BAJ, DCA, HAI, KDN, SCI, UNDP, WV, TBC (KESAN)		UNICEF	DCA, IOM, KDN, GDI	KHRG, NRC, SCI, SCI/FLD, UNICEF, UNHCR, WV, Tdh-L, GDI, TBC (KESAN)		Malteser	34
Hpapun	MMR003003	HAI, SCI/FLD, TBC (KORD)			HAI	HAI, KBC (Kayin), UNICEF		TBC	AAM, KHRG, SCI/FLD	BIMM, HAI, SCI/FLD, TBC (KWO), UNICEF		DCA-CM (CIDKP)	DCA, KBC (Kayin)				HAI, KHRG, NRC, SCI/FLD, TBC (KESAN)		HAI, TBC (KORD)	14
Kawkareik	MMR003006	HAI, MHDO, SCI/FLD			HAI	HAI, KBC (Kayin), SCI, SDC, UNICEF		TBC	AAM, KHRG, SCI, SCI/FLD, GDI	FFH, HAI, KBC (Kayin), PSI, SCI, SCI/FLD, TBC (KWO), UNICEF, WHO, PU-AMI, URC, MalariaCons		DCA-CM (CIDKP)	DCA, KDN, KBC (Kayin), UNDP		UNICEF	IOM, GDI	HAI, KHRG, NRC, SCI, SCI/FLD, GDI, TBC (KESAN)		HAI, UNICEF, UNHCR	26
Kyainseikgyi	MMR003007	CWS, SCI/FLD				KDN, KBC (Kayin), SVS, UNICEF		TBC	AAM, KHRG, KDN, SCI/FLD, GDI	FFH, KDN, PSI, SCI/FLD, SDC, TBC (KWO), UNICEF, MAM, URC		DCA-CM (CIDKP)	DCA, KDN, KBC (Kayin), SCI/FLD		UNICEF	DCA, NPA, GDI	KHRG, NRC, SCI/FLD, GDI, TBC (KESAN)		SCI/FLD, SVS, TBC (KORD), UNHCR	23
Myawaddy	MMR003005					KBC (Kayin), UNICEF		TBC	AAM, KHRG, GDI	IOM, PSI, SCI, TBC (KWO), UNICEF, WHO, MalariaCons			KBC (Kayin)			IOM, GDI	KHRG, NRC, UNICEF, Tdh-L, GDI, TBC (KESAN)			15
Not Specified				UNFPA		PDO			DCA, NPA				DCA,			NPA	NPA,			5
Thandaunggyi	MMR003004	HAI, SCI/FLD			HAI	HAI, KBC (Kayin), NRC, UNICEF		TBC	AAM, DM, KHRG, SCI/FLD, GDI	BIMM, DM, HAI, PSI, SCI/FLD, TBC (KWO), UNICEF, WHO, MAM		UNHCR	DCA, HAI, KDN, KBC (Kayin), SCI/FLD			DCA, NPA, GDI	HAI, KHRG, NRC, SCI/FLD, TLMM, UNICEF, Tdh-L, GDI, TBC (KESAN)		HAI, SCI/FLD, TBC (KORD), UNICEF	23

KAYIN State - Summary of Organizations' Sub Sectors Interventions Projects Under Implementation as of April 28, 2014

Sector	Sub Sector	No. of Projects	No. of Organizations	No. of Townships	No. of Village Tract/ Town	No. of Village/Ward
Agriculture	Agricultural Extension	1	1	1		
	Agricultural Inputs	4	2	5	34	58
	Agriculture Development	4	3	2	2	1
	Agriculture Water Resources	1	1	1	1	
	Capacity Building (Agricultural Livelihood)	1	1	3	18	34
	Provision of paddy plantation & cultivation	2	2	6	37	48
Sector Total (AGRICULTURE)		12	7	6	70	108
Coordination	Information Management	1	1			
Sector Total (COORDINATION)		1	1			
Disaster Risk Reduction	Community based Disaster Preparedness and Risk Reduction	3	3	2	43	51
	Preparedness and Response Programs	1	1	1		
	Public Awareness, Education and Training	1	1	3	18	34
Sector Total (DISASTER RISK REDUCTION)		5	4	5	61	85
Education	Early Childhood Development	6	5	7	148	225
	Non-Formal Education	10	6	7	2	2
	Quality Basic Education/Formal Education	7	7	6	27	45
Sector Total (EDUCATION)		23	13	7	159	265
ENVIRONMENT		1	1	2	6	9
Food	General Food Distribution	2	1	7	35	
Sector Total (FOOD)		2	1	7	35	
Governance	Access to Justice	1	1			
	Economic and Development policy/planning	1	1	7	15	14
	Elections	1	1	1	1	
	Human Rights Monitoring	1	1	7		
	Human Rights Promotion and Advocacy	5	5	7	7	20
	Monitoring & Reporting Mechanism on GCRV	1	1	7		
	Rule of Law	1	1			
	Strengthening civil society	10	10	7	53	77
Sector Total (GOVERNANCE)		17	11	7	71	109
Health	Basic Health Care	7	4	5	50	114
	Community Home Based Care	1	1	1	10	10
	Control of Communicable Diseases	3	3	4	43	48
	Disease surveillance	1	1	1		
	Health Assessment	1	1	1	5	20
	Health Education	6	5	6	156	590
	HIV/AIDS Programme	6	5	7	5	9
	Malaria Programme	11	9	7	146	352
Sector Total (HEALTH)		44	33	38	369	1113
Reproductive Health Care		4	5	5	104	183

KAYIN State - Summary of Organizations' Sub Sectors Interventions Projects Under Implementation as of April 28, 2014

Sector	Sub Sector	No. of Projects	No. of Organizations	No. of Townships	No. of Village Tract/ Town	No. of Village/Ward
Health	Revitalization of existing HS - HR	2	3	2	46	64
	Revitalization of existing HS - Infrastructure	4	3	3	7	7
	Revitalization of existing HS- Equipment&Supplies	1	1	1		
	TB Programme	3	3	6	35	40
	Women and Child Health	10	7	7	39	68
Sector Total (HEALTH)		50	26	7	286	963
Mine Action	Mine-Risk Education	4	4	5	14	21
	Victim Assistance	3	2	2	1	1
Sector Total (MINE ACTION)		7	6	6	15	22
Non-Agricultural Livelihoods/ Infrastructure	Cash for work	1	1	3	12	30
	Income Generation	7	6	5	25	63
	Micro-Finance	2	3	3	18	23
	Rehabilitation-Community Infrastructure & Facility	4	3	6	3	1
	Social Recovery	5	3	7	33	70
	Vocational Training	5	4	4	25	47
Sector Total (NON-AGRICULTURAL LIVELIHOODS/ INFRASTRUCTURE)		17	11	7	64	108
Nutrition	Inpatient Therapeutic Programme (ITP)	1	1	1		
	Multiple Micronutrient Supplementation	1	1	4		
Sector Total (NUTRITION)		2	1	4		
Peace Building/ Conflict Prevention	Conflict transformation and Peacebuilding	9	5	6	13	13
	Customs and border control	1	1	1		
Sector Total (PEACE BUILDING/ CONFLICT PREVENTION)		10	5	6	13	13
Protection	Awareness Raising on Protection Issues	3	3	7	19	34
	Child Protection	7	4	7	70	106
	Civil Documentation	1	1	7	184	252
	Family Tracing	1	1	3		
	Gender Based Violence	1	1	1	1	
	Housing, Land and Property (IDP, returnee)	1	1	7	11	
	Persons with Disabilities	1	1	1	1	1
	Promoting Gender Equality and Empowerment of Women	5	4	7	44	51
Sector Total (PROTECTION)		19	14	7	228	362
WASH	Construction & Rehabilitation -Sanitation Facility	3	4	5	33	50
	Construction & Rehabilitation -Water Facility	6	6	6	44	37
	Hygiene Promotion	3	4	5	29	29
	Safe Water Supply	1	1	3	18	34
Sector Total (WASH)		8	9	6	75	107
Grand Total (All Sectors)		127 (18%)	53 (30%)	7 (100%)	361 (97%)	1209 (58%)
		(% of Total in Countrywide)		(% of Total in Kayin State)		