

The MIMU 3W gathers inputs from participating agencies on Who is doing What, Where in Myanmar. It is currently conducted every 6 months.

159 agencies participated in the October 13 3W, providing information on their activities in 18 sectors and 133 sub-sectors which have been defined by technical/sector working groups. There is still likely to be under-reporting of the specific activities of field-based local NGOs and CBOs.

This overview of the reported 3W results in Kayin describes projects under implementation as of October 23, 2013. Further information on proposed and recently completed projects is available from the 3W dataset, published on the MIMU website.

## 1. Active Organizations in Kayin

A total of 35 organizations reported projects under implementation in Kayin. The majority are NGOs/CBOs and there are five border-based organizations. There is some level for agency activity reported in most village tracts, with agencies more concentrated in Hpa-An, Hlaingbwe, Kawkareik and Kyainseikgyi townships.

Org. Type	INGO	NNGO	UN	Red Cross	CBO*	Donor	Embassy	BBO*	Total
Countrywide	74	56	13	3	3	2	1	7	159
Kayin	14	7	6	1	1	1		5	35
BBO* - Border-based Organization					CBO* - Community Based Organization				

## 2. Projects by Sector

112 projects were reported in 15 sectors (17% of the total projects reported to the 3W). The ranking of project interventions mirrors that for the rest of the South East, though the sub-sector focus within the sectors may be different.

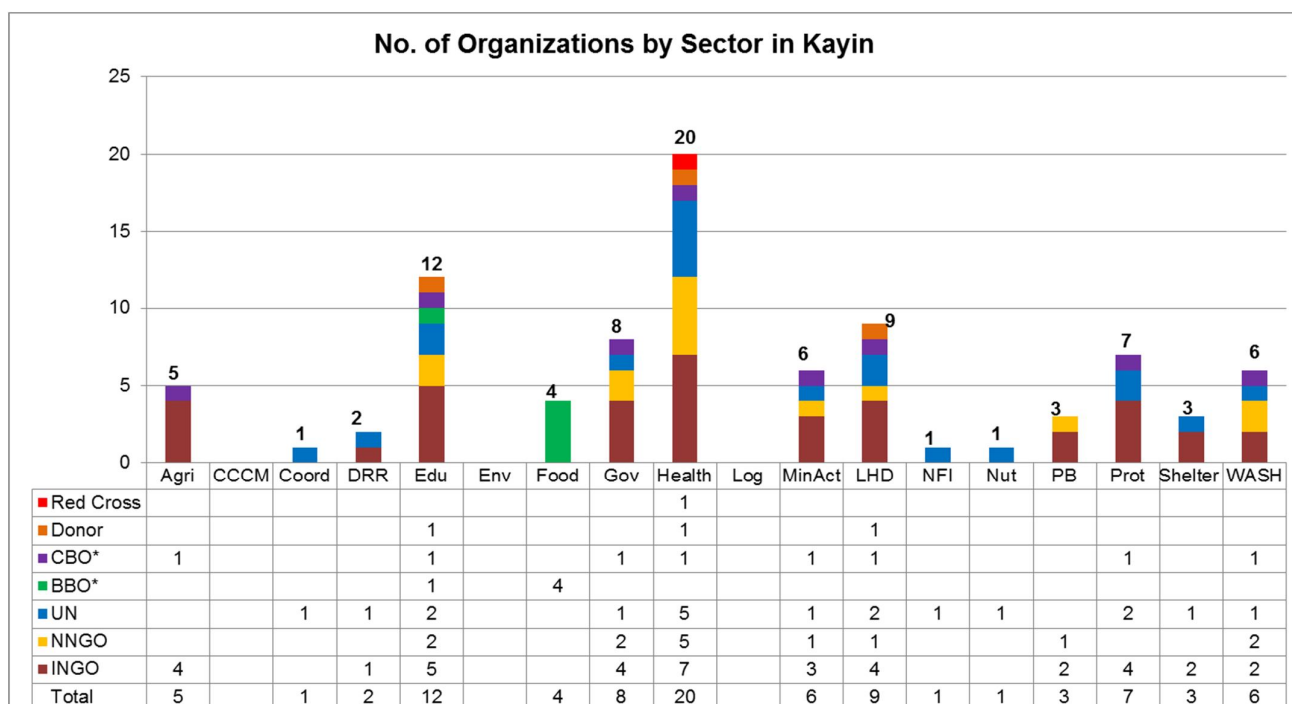
- Health is the most widespread intervention with 20 organizations reportedly implementing 38 projects in 972 villages. There is some level of health activity in all 7 townships, though more concentrated in the townships of Hpa-An, Hlaingbwe, Kawkareik and Thandaunggyi. The majority of health interventions are Health Education (545 villages), Malaria Programme (495 villages), Basic Health Care (86 villages), Women and Child Health (55 villages) and TB Programme (40 villages).
- Protection is the second most commonly reported sector with activities by 7 agencies in 322 villages, mostly in Civil Documentation (243 villages) and Housing, Land and Property for IDP/Returnee (174 villages).
- Education is the third main sector in Kayin with organizations active in 178 villages (12 organizations), most frequently in support to ECD (70 villages), Quality Basic Education (63 villages) and Food for Education (47 villages).
- WASH is the fourth main sector of agency activities, mainly through health promotion activities (159 villages). The majority of WASH interventions are Hygiene Promotion (125 villages), Construction & Rehabilitation -Water Facility (103 villages) and Construction & Rehabilitation -Sanitation Facility (92 villages).
- Non-Agricultural Livelihoods/Infrastructure is the fifth main sector with agency activities in 149 villages, mostly in Income Generation (116 villages), Social Recovery (104 villages) and Microfinance (70 villages).

## Overview of the Oct. 2013 3W for KAYIN

- There is far less attention to other sectors; Agriculture (5 agencies, 91 villages), Governance (8 agencies, 84 villages), Mine Action (6 agencies, 65 villages), Non-Food Items (1 agency, 42 villages), DRR (2 agencies, 38 villages), Peace Building and Conflict Prevention (3 agencies, 13 villages), Shelter (3 agencies, 4 villages), Food (4 agencies, 19 village tracts) and Nutrition and Coordination (1 agency).

Summary Reports by Sector in Kayin State with Projects Under Implementation as of October 23, 2013					
Sector	No. of Projects	No. of Organizations	No. of Township	No. of Village Tracts/Towns	No. of Villages/Wards
Agriculture	5	5	6	46	91
CCCM					
Coordination	2	1	2		
Disaster Risk Reduction	2	2	2	31	38
Education	23	12	7	112	178
Environment					
Food	4	4	5	19	
Governance	15	8	7	49	84
Health	38	20	7	260	972
Logistics					
Mine Action	7	6	7	43	65
Non-Agricultural Livelihoods/ Infrastructure	16	9	7	86	149
Non-Food Items	2	1	5	36	42
Nutrition	2	1	4		
Peace Building/ Conflict Prevention	8	3	4	9	13
Protection	13	7	7	210	322
Shelter	3	3	7	3	4
WASH	7	6	6	114	159
<b>Grand Total (All Sectors)</b>	<b>112 (17%)</b>	<b>35 (22%)</b>	<b>7 (100%)</b>	<b>324 (87%)</b>	<b>1,148 (56%)</b>

## Overview of the Oct. 2013 3W for KAYIN



### No. of Organizations by Sector and type of Organization (as of October 23, 2013)

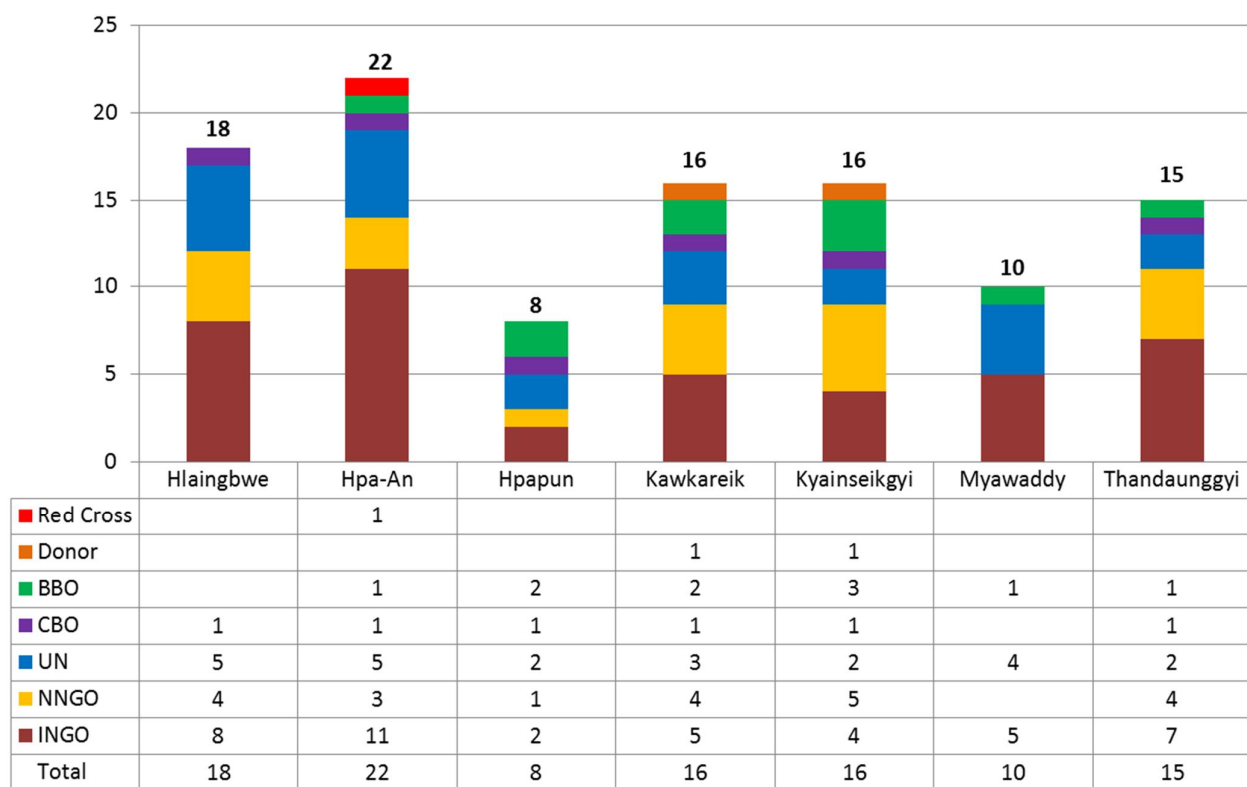
Sector	INGO	NNGO	UN	CBO*	BBO*	Donor	Red Cross	Total
Agriculture	4				1			5
CCCM								
Coordination			1					1
DRR	1		1					2
Education	5	2	2	1	1	1		12
Environment								
Food				4				4
Governance	4	2	1		1			8
Health	7	5	5		1	1	1	20
Logistics								
Mine Action	3	1	1		1			6
Non-Agricultural LH/Infrastructure	4	1	2		1	1		9
Non-Food Items			1					1
Nutrition			1					1
Peace Building/Conflict Prevention	2	1						3
Protection	4		2		1			7
Shelter	2		1					3
WASH	2	2	1		1			6

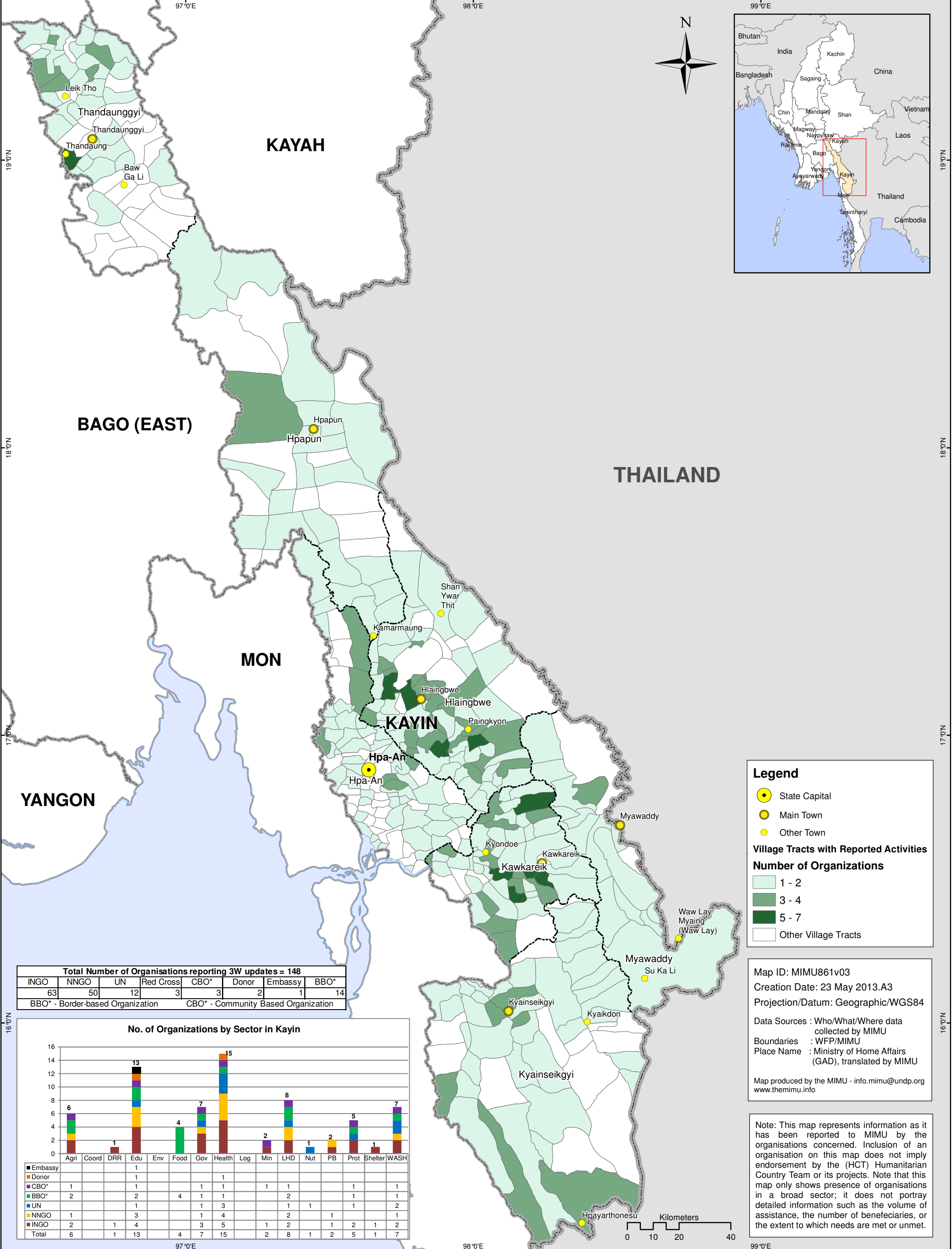
## Overview of the Oct. 2013 3W for KAYIN

**No. of Organizations by Sector and Township in Kayin (as of 23 October 2013)**

Township	Agriculture	CCCM	Coordination	Disaster Risk Reduction	Education	Environment	Food	Governance	Health	Logistics	Mine Action	Non-agricultural livelihoods/ Infrastructure	Non-Food Items	Nutrition	Peace Building/ Conflict Prevention	Protection	Shelter	WASH	Tsp. Total
Hlaingbwe	3			1	8			4	11		3	6	1	1	1	4	3	4	18
Hpa-An	2		1	2	9			6	12		1	8	1	1	3	7	1	4	22
Hpapun	1				3		2	1	4		3	2	1			2	1	2	8
Kawkareik	1				8		1	2	8		2	5	1	1		4	1	2	16
Kyainseikgyi	2				7		2	2	7		1	5		1	2	3	1	3	16
Myawaddy					3		1	1	5		1	1				4	1		10
Thandaunggyi	2		1		4		1	3	8		3	5	1		2	5	1	2	15
<b>Sector Total</b>	<b>5</b>		<b>1</b>	<b>2</b>	<b>12</b>		<b>4</b>	<b>8</b>	<b>20</b>		<b>6</b>	<b>9</b>	<b>1</b>	<b>1</b>	<b>3</b>	<b>7</b>	<b>3</b>	<b>6</b>	

**No. of Organizations by Township in Kayin**





# Who/What/Where - Kayin - Organisation Presence at Township Level by Sector as of 23 April 2013 (Projects Under Implementation)

Township	Township_pCode	Agriculture	Coordination	Disaster Risk Reduction	Education	Environment	Food	Governance	Health	Mine_Action	Non-agricultural livelihoods/ Infrastructure	Nutrition	Peace Building/ Conflict Prevention	Protection	Shelter	WASH	Count of Orgs.
Hlaingbwe	MMR003002	ADRA, , TBC (KORD)		CWS	ADRA, KDN, NRC, SCI, SDC, UNICEF, WV			ADRA, KHRG, KDN, SCI	ADRA, CDA, KDN, PSI, SCI, SDC, UNICEF, TBC (KWO)	ADRA	KDN, SCI			KHRG, NRC		ADRA, Malteser, UNHCR	16
Hpa-An	MMR003001	ADRA		CWS	ADRA, BC, KDN, NRC, UNICEF			ADRA, KHRG, KDN, NPA, UNDP	ADRA, BIM, CDA, KDN, MANA, PSI, SCI, UNICEF, UNFPA, TBC (KWO)		KDN, SCI	UNICEF	KDN	KHRG, NRC, Tdh-L, UNICEF		CDA, KORD, Malteser, UNHCR	21
Hpapun	MMR003003	KORD, , TBC (KORD)			ADRA, UNICEF		TBC (KORD), TBC	KHRG	ADRA, PSI, UNICEF, TBC (KWO)		KORD, TBC (KORD)			KHRG, NRC			10
Kawkareik	MMR003006				MNEC, NRC, SCI, SDC, UNICEF		TBC (CIDKP)	KHRG, SCI	CDA, PSI, SCI, UNICEF, FFH, TBC (KWO)		KORD, KDN, SCI			KHRG, NRC		UNICEF, UNHCR	15
Kyainseikgyi	MMR003007	TBC (KORD)			ADRA, KDN, MNEC, UNICEF		TBC (CIDKP), TBC (MRDC)	KHRG, KDN	KDN, PSI, UNICEF, TBC (KWO)		KDN, TBC (KORD)			KHRG, NRC			12
Myawaddy	MMR003005				ADRA, UNICEF		TBC (CIDKP)	KHRG	IOM, PSI, SCI, UNICEF, TBC (KWO)		SCI			KHRG, NRC, UNICEF			9
Thandaunggyi	MMR003004	HAI, Metta			Metta, UNICEF, KNGY		TBC (KORD)	KHRG, NPA	HAI, PSI, SCI, UNICEF, TBC (KWO)		HAI, KDN, Metta			KHRG, NRC, Tdh-L, UNICEF	NRC		14
Not Specified					PDO						UNHCR	UNICEF	NPA				4

# Kayin State - Summary of Organizations' Sub Sectors Interventions Projects Under Implementation as of 23 October 2013

Sector	Sub Sector	No. of Projects	No. of Organizations	No. of Townships	No. of Village Tracts/ Towns	No. of Villages/ Wards
Agriculture	Agricultural Inputs	3	3	4	9	35
	Capacity Building (Agricultural Livelihood)	1	1	6	36	47
	Livestock and poultry	1	1	6	36	47
	Provision of paddy plantation & cultivation	1	1	1	6	11
<b>Sector Total (AGRICULTURE)</b>		<b>5</b>	<b>5</b>	<b>6</b>	<b>46</b>	<b>91</b>
Coordination	General Coordination	1	1	2		
	Information Management	1	1			
<b>Sector Total (COORDINATION)</b>		<b>2</b>	<b>1</b>	<b>2</b>		
DRR	Community based Disaster Preparedness and Risk Reduction	2	2	2	31	38
<b>Sector Total (DRR)</b>		<b>2</b>	<b>2</b>	<b>2</b>	<b>31</b>	<b>38</b>
Education	Early Childhood Development	5	4	6	52	70
	Food for Education	1	1	6	36	47
	Non-Formal Education	11	5	7	18	15
	Quality Basic Education/Formal Education	9	9	6	43	63
<b>Sector Total (EDUCATION)</b>		<b>23</b>	<b>12</b>	<b>7</b>	<b>112</b>	<b>178</b>
Food	General Food Distribution	4	4	5	19	
<b>Sector Total (FOOD)</b>		<b>4</b>	<b>4</b>	<b>5</b>	<b>19</b>	
Governance	Economic and Development policy/planning	1	1	1		
	Human Rights Promotion and Advocacy	5	3	3	10	33
	Institutional Strengthening and Public Administration Reform	2	2	2		
	Media and flow of Information	1	1	1		
	Strengthening civil society	9	5	6	40	51
<b>Sector Total (GOVERNANCE)</b>		<b>15</b>	<b>8</b>	<b>7</b>	<b>49</b>	<b>84</b>
Health	Basic Health Care	5	3	4	35	86
	Community Home Based Care	1	1	1	10	10
	Control of communicable diseases	4	3	4	8	32
	Disease surveillance	1	1	1		
	Health Assessment	1	1	1	5	17
	Health Education	7	6	6	131	545
	HIV/AIDS Programme	5	5	6	5	9
	Malaria Programme	10	8	7	173	495
	Reproductive health care	3	3	4	6	17
	Revitalization of existing HS - HR	2	2	1	5	17
	Revitalization of existing HS - Infrastructure	3	3	5	9	12
	Revitalization of existing HS- Equipment&Supplies	1	1	1		
	TB Programme	3	3	5	35	40
<b>Sector Total (HEALTH)</b>		<b>38</b>	<b>20</b>	<b>7</b>	<b>260</b>	<b>972</b>



# Kayin State - Summary of Organizations' Sub Sectors Interventions Projects Under Implementation as of 23 October 2013

Sector	Sub Sector	No. of Projects	No. of Organizations	No. of Townships	No. of Village Tracts/ Towns	No. of Villages/ Wards
Mine Action	Mine-Risk Education	6	5	7	42	64
	Victim Assistance	1	1	1	1	1
<b>Sector Total (MINE ACTION)</b>		<b>7</b>	<b>6</b>	<b>7</b>	<b>43</b>	<b>65</b>
Non-Agricultural Livelihoods /Infrastructure	Cash for work	1	1	2	11	36
	Income Generation	7	6	6	60	116
	Micro-Finance	5	4	7	52	70
	Rehabilitation-Community Infrastructure & Facility	4	3	6	3	2
	Social Recovery	4	3	6	53	104
	Vocational Training	3	2	4	24	54
<b>Sector Total (NON-AGRICULTURAL LIVELIHOODS/INFRASTRUCTURE)</b>		<b>16</b>	<b>9</b>	<b>7</b>	<b>86</b>	<b>149</b>
Non-Food Items	NFI Distribution	2	1	5	36	42
<b>Sector Total (NON-FOOD ITEMS)</b>		<b>2</b>	<b>1</b>	<b>5</b>	<b>36</b>	<b>42</b>
Nutrition	Inpatient Therapeutic Programme (ITP)	1	1	1		
	Multiple Micronutrient Supplementation	1	1	4		
<b>Sector Total (NUTRITION)</b>		<b>2</b>	<b>1</b>	<b>4</b>		
Peace Building /Conflict Prevention	Conflict transformation and Peacebuilding	7	3	4	9	13
<b>Sector Total (PEACE BUILDING/CONFLICT PREVENTION)</b>		<b>8</b>	<b>3</b>	<b>4</b>	<b>9</b>	<b>13</b>
Protection	Awareness Raising on Protection Issues	2	1	1		
	Child Protection	6	4	7	60	81
	Civil Documentation	1	1	7	174	243
	Community Based Protection (Groups)	1	1	3	4	10
	Family Tracing	1	1	3		
	Housing, Land and Property (IDP, returnee)	1	1	7	145	174
	Promoting Gender Equality and Empowerment of Women	1	1	6	36	47
	Protection Assessment	2	1	4	10	12
<b>Sector Total (PROTECTION)</b>		<b>13</b>	<b>7</b>	<b>7</b>	<b>210</b>	<b>322</b>
Shelter	Permanent Shelter	2	2	2	3	4
	Shelter Assessment	1	1	6		
<b>Sector Total (SHELTER)</b>		<b>3</b>	<b>3</b>	<b>7</b>	<b>3</b>	<b>4</b>
WASH	Construction & Rehabilitation -Sanitation Facility	3	3	6	65	92
	Construction & Rehabilitation -Water Facility	6	6	6	74	103
	Hygiene Promotion	4	3	6	89	125
	Safe Water Supply	1	1	1	5	17
<b>Sector Total (WASH)</b>		<b>7</b>	<b>6</b>	<b>6</b>	<b>114</b>	<b>159</b>
<b>Grand Total (All Sectors)</b>		<b>112 (17%)</b>	<b>35 (22%)</b>	<b>7 (100%)</b>	<b>324 (87%)</b>	<b>1148 (56%)</b>