

The MIMU 3W gathers inputs from participating agencies on **Who** is doing **What**, **Where** in Myanmar. It is currently conducted every 6 months.

205 agencies participated in the April 15 3W, providing information on their activities in 19 sectors and 145 sub-sectors which have been defined by technical/sector working groups. There is still likely to be under-reporting of the specific activities of field-based local NGOs and CBOs.

This overview of the reported 3W results in Kayah describes **projects under implementation** as of March 25, 2015. Further information on planned and recently completed projects is available from the 3W dataset, published on the MIMU website or available through our offices.

1. Active Organizations in Kayah

A total of 46 organizations reported projects under implementation in Kayah. The majority are NGOs with 5 border-based organizations. Some level of agency activity has been reported in all village tracts, with agencies most concentrated in Demoso, Loikaw and Hpruso townships.

Org. Type	INGO	NNGO	UN	Red Cross	CBO*	Donor	Embassy	BBO*	Total
Countrywide	89	60	16	9	2	1	1	27	205
Kayah	23	7	9	2	0	0	0	5	46
BBO* - Border-based Organization CBO* - Community Based Organization									

2. Projects by Sector

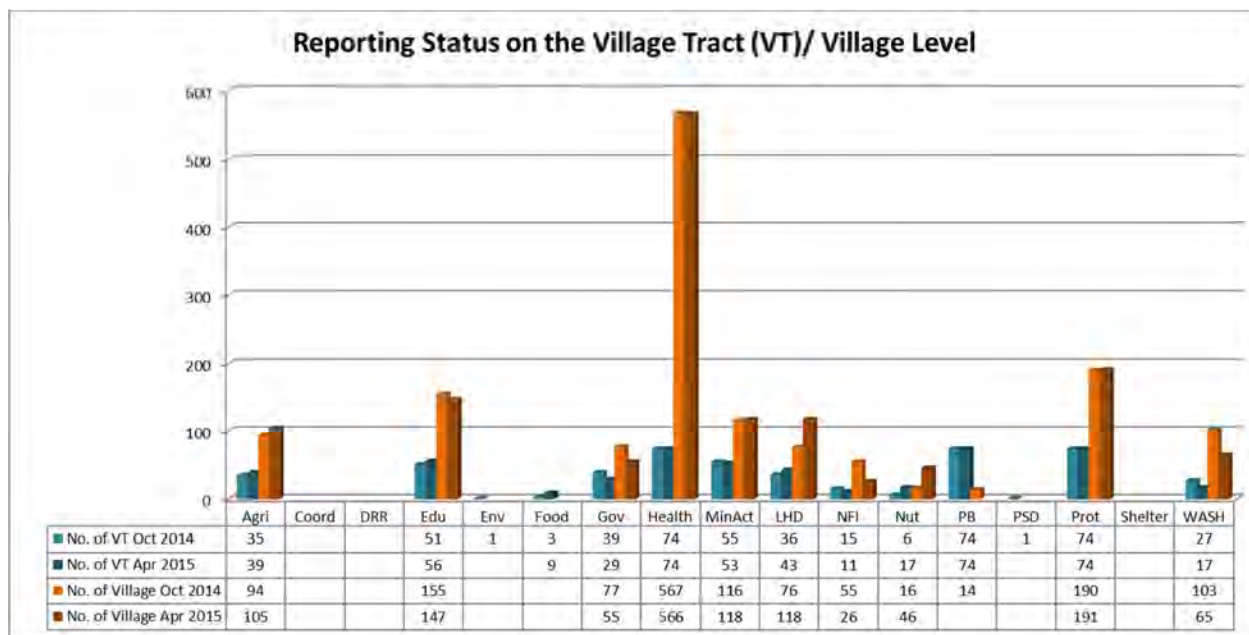
75 projects were reported in 16 sectors (10% of the total projects reported to the 3W). In terms of the frequency of project interventions:

- **Health is the most widespread** intervention with 15 organizations reportedly implementing 26 projects in 566 villages across 74 village tracts (100 % of the total in Kayah). There is some level of health activity in all 7 townships, though more concentrated in the townships of Demoso (12 agencies), Loikaw (11 agencies) and Hpruso (10 agencies). The majority of health interventions are Maternal and Child Health (543 villages), Malaria Programme (343 villages) and Basic Health Care (129 villages).
- **Protection is the second most widespread** intervention with 12 organizations reportedly implementing 15 projects in 191 villages, mainly focus on the activity of Civil Documentation (165 villages). Protection activities are found in all 7 townships but most concentrated in Loikaw and Demoso (5 agencies in each).
- **Education** is the third main sector of agency activities in Kayah with 11 organizations active in 147 villages, most frequently in support to ECD (108 villages). Education activities are also found in all 7 townships but most concentrated in Demoso and Hpruso (7 agencies in each) and Loikaw (6 agencies).
- **Mine Action** is the fourth main sector with agency activities in 118 villages, mostly in Mine-Risk Education (113 villages). Similarly, Mine Action activities are also found in all 7 townships but most concentrated in Loikaw (7 agencies) and Demoso (6 agencies).
- **Non-Agricultural Livelihoods** is the fourth main sector with agency activities in 118 villages, most frequently in Income generation (95 villages) and Vocational Education and Training (50 villages). The activities are found in 5 of total 7 townships but most concentrated in Loikaw (5 agencies and Demoso (4 agencies)
- **Agriculture** is the fifth main sector with agency activities in 105 villages across 39 village tracts, mostly in Agricultural Extension (49 villages) but also in Plant production, Livestock and poultry and Capacity building around Agricultural livelihoods (26-30 villages in each).

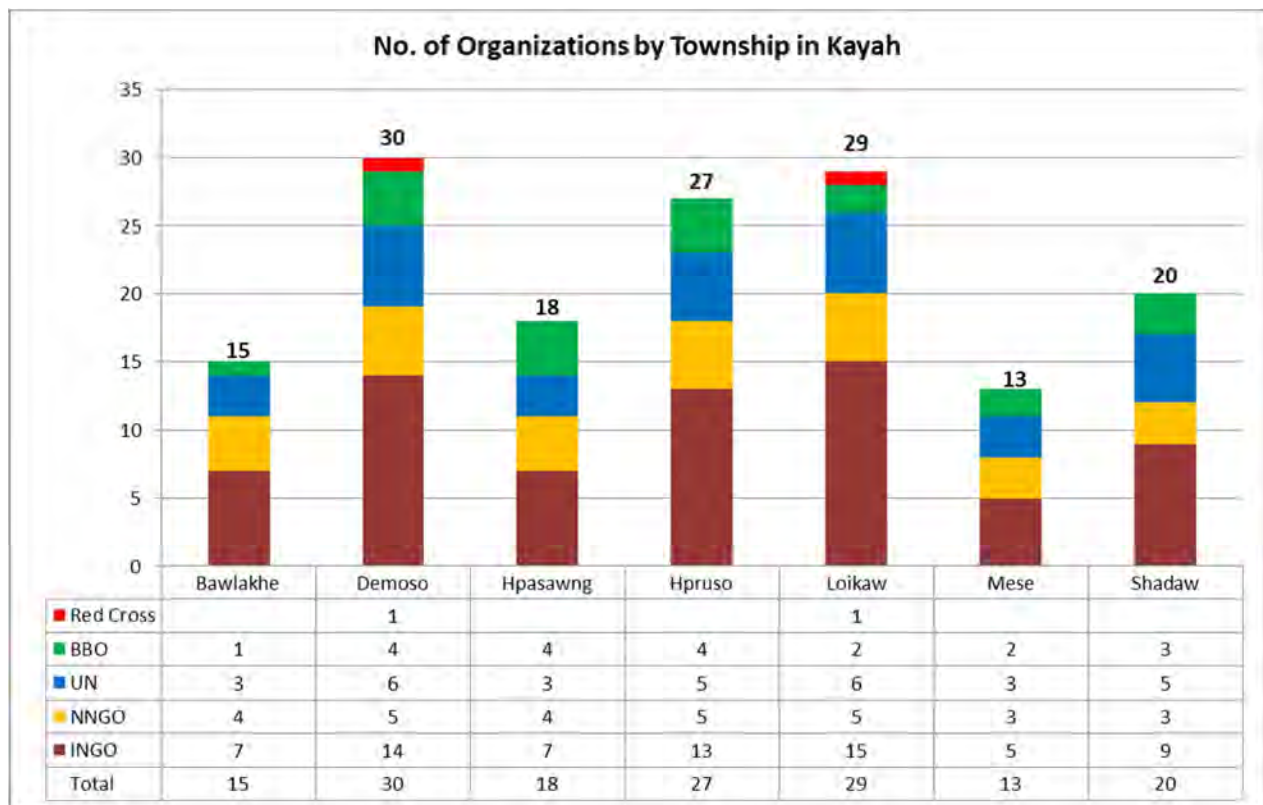
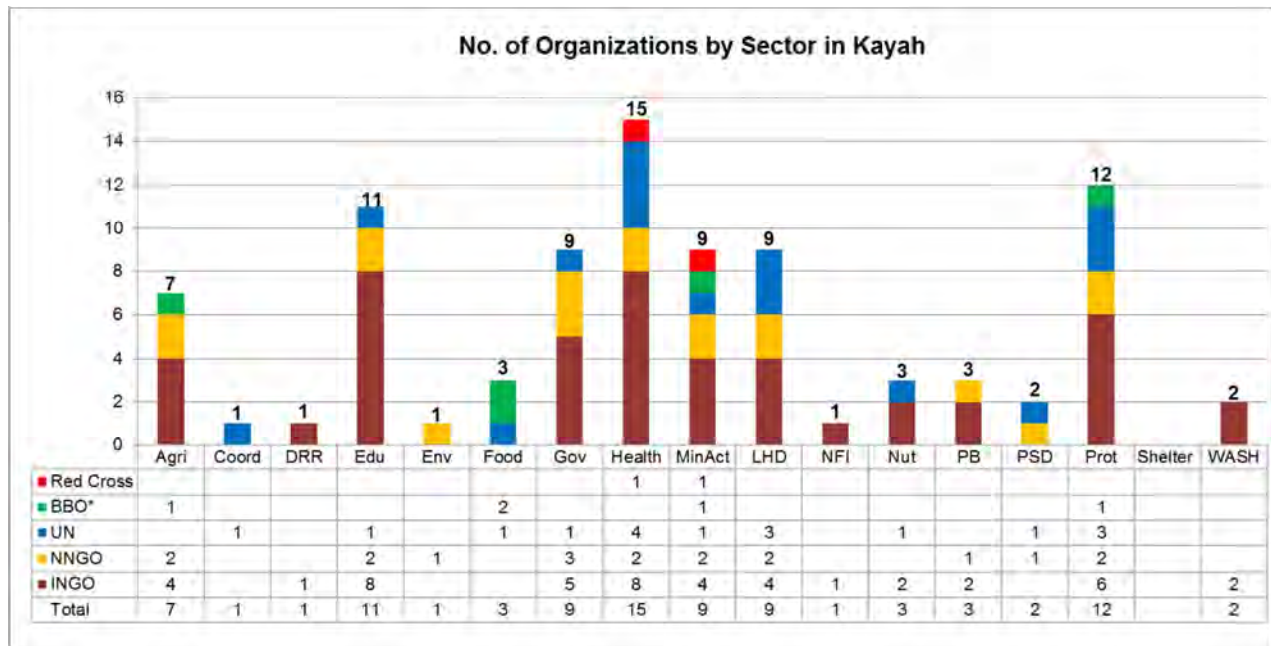
- **WASH** is the sixth main sector, reportedly through 2 projects under implementation in 65 villages. The majority of WASH interventions are Hygiene Promotion & Behaviour Change (38 villages) and Excreta Disposal/Treatment/Management – Household Level (37 villages).
- **Governance** is the seventh main sector with agency activities in 55 villages in 29 village tracts, most frequently in Strengthening Civil Society (37 villages) followed by a focus on Human Rights and Advocacy. 1 election focused project was reported in this round, reaching 1 township, Projects focusing on Economic and development planning were reportedly reaching all 7 townships.
- There is far less attention reported to other sectors; Nutrition (3 agencies, 46 villages), Non-Food Items (1 agency, 26 villages), Peace Building and Conflict Prevention (3 agencies, 74 village Tracts/Towns), Food (3 agencies, 9 village Tracts/Towns), Private Sector Development (2 agencies, 7 townships), Environment (1 agency and 1Town) and Coordination and Disaster Risk Reduction (1 agency).
- No organizations reported activities in Disaster Risk Reduction or Shelter sectors.

Summary Report by Sector in KAYAH State with Projects Under Implementation as of March 25, 2015

Sector_Cluster	No. of Projects	No. of Organizations	No. of Townships	No. of Village Tracts/ Towns	No. of Villages/ Wards
Agriculture	10	7	6	39	105
Coordination	1	1	0	0	0
Disaster Risk Reduction	1	1	0	0	0
Education	11	11	7	56	147
Environment	1	1	1	0	0
Food	2	3	6	9	0
Governance	12	9	7	29	55
Health	26	15	7	74	566
Mine Action	9	9	7	53	118
Non-Agricultural Livelihoods/ Infrastructure	11	9	5	43	118
Non-Food Items	1	1	2	11	26
Nutrition	3	3	4	17	46
Peace Building/ Conflict Prevention	3	3	7	74	0
Private Sector Development	2	2	7	0	0
Protection	15	12	7	74	191
Shelter	0	0	0	0	0
WASH	2	2	4	17	65
Grand Total (All Sectors)	75 (10%)	46 (22%)	7 (100%)	74 (100%)	574 (85%)
	% of Total Countrywide		% of Total in Kayah State		



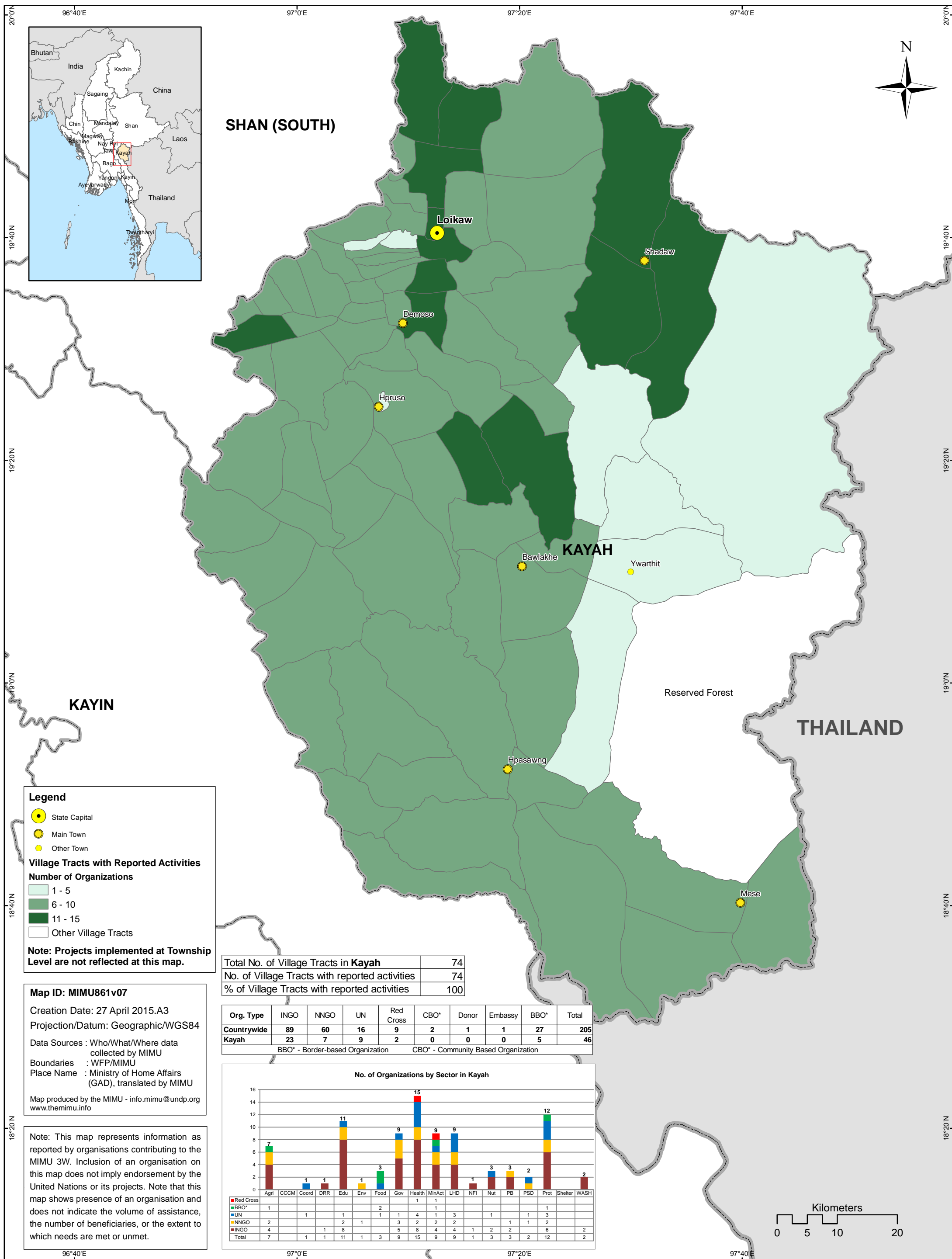
No. of Organizations by Sector and Township in KAYAH (as of March 25, 2015)																		
Township	Agriculture	Coordination	Disaster Risk Reduction	Education	Environment	Food	Governance	Health	Mine Action	Non-Agricultural Livelihoods/ Infrastructure	Non-Food Items	Nutrition	Peace Building/ Conflict Prevention	Private Sector Development	Protection	Shelter	WASH	Total
Bawlakhe	1			3			3	7	3	1		1	2	1	2		1	15
Demoso	4			7		1	3	12	6	4	1	1	2	1	5			30
Hpasawng	2			2		1	2	8	4			1	2	1	2		1	18
Hpruso	2			7		1	2	10	5	3	1		2	1	3			27
Loikaw	3			6	1	1	4	11	7	5		1	2	1	5		1	29
Mese				2		1	1	4	4				2	1	1			13
Shadaw	2			3		1	2	6	5	2			2	1	3		1	20
Not Specified	1	1	1	1			1		1	1			1	1	2			7
Sector Total	7	1	1	11	1	3	9	15	9	9	1	3	3	2	12	0	2	



KAYAH STATE

All Projects Under Implementation (Village Tract Level)

March 25, 2015





KAYAH STATE - Organizations' Presence at Township Level by Sector
Projects Under Implementation as of Mar 25, 2015



Township	Township Pcode	Agriculture	CCCM	Coordinat ion	Disaster Risk Reduction	Education	Environment	Food	Governance	Health	Logist ics	Mine Action	NonAgricultural Livelihoods Infrastructure	NonFood Items	Nutrition	Peace Building/ Conflict Prevention	Private Sector Development	Protection	Shelter	WASH	Count of Orgs.
Bawlakhe	MMR002005	PACT				KBC (Kayin), Metta, UNICEF			MC, PACT	IRC, IOM, PACT, PSI, UNICEF, WHO, CPI		SDI, DCA-CM (KnSWDC)			PACT	MC		NRC		PACT	15
Demoso	MMR002002	ACF, DRC, Metta, TBC (KnE)				AVSI, CARE, DRC, KBC (Kayin), Metta, NRC, PCF, UNICEF		TBC (KSWDC)	AAM, COM, MC	ACF, BIMM, CARE, IRC, IOM, IFRC, KBC (Kayin), PSI, UNICEF, UNFPA, WHO, WV, CPI		CRS, SDI, UNHCR, MAG, DCA-CM (KnSWDC)	DRC, Metta, UNDP, UNHCR	DRC	ACF	MC		CARE, DRC, Metta, NRC, UNHCR, TBC (KLHRC)			30
Hpasawng	MMR002006	PACT, TBC (KnE)				KBC (Kayin), UNICEF		TBC (KSWDC)	MC, PACT	IRC, IOM, PACT, PSI, UNICEF, WHO, MAM, CPI		DRC, SDI, DCA-CM (KnSWDC)			PACT	MC		NRC, TBC (KLHRC)		PACT	18
Hpruso	MMR002003	Metta, TBC (KnE)				AVSI, DRC, KBC (Kayin), Metta, PCF, UNICEF, CFM		TBC (KnSWDC)	AAM, MC	BIMM, IRC, IOM, KBC (Kayin), PSI, UNICEF, UNFPA, WHO, MAM, CPI		CRS, SDI, MAG, DCA-CM (KnSWDC)	DRC, Metta, UNDP	DRC		MC		DRC, NRC, TBC (KLHRC)			27
Loikaw	MMR002001	Metta, TBC (KnE)				AVSI, KBC (Kayin), UNICEF, WV, WEI		WFP	MC, UNDP, GDI	IRC, IOM, IFRC, KBC (Kayin), PSI, SCI, UNICEF, UNFPA, WHO, WV, CPI		CRS, DRC, SDI, MAG, WEI, DCA-CM (KnSWDC)	ACTED, DRC, WV		UNICEF	MC		NRC, UNICEF, WV, Tdh-L		IRC	29
Mese	MMR002007					KBC (Kayin), UNICEF		TBC (KnSWDC)	MC	IRC, IOM, SCI, WHO		SDI, MAG, DCA-CM (KnSWDC)				MC		NRC			13
Shadaw	MMR002004	DRC, TBC (KnE)				AVSI, KBC (Kayin), UNICEF		TBC (KSWDC)	MC	IRC, IOM, KBC (Kayin), SCI, WHO, CPI		SDI, UNHCR, MAG, DCA-CM (KnSWDC)	DRC			MC		DRC, NRC		IRC	20
Not Specified				UNFPA	ACTED	AVSI			NPA			ICRC				NPA	ITC	NPA			7

KAYAH - Summary of Organizations' Sub Sectors Interventions Projects Under Implementation as of March 25, 2015

Sector	Sub Sector	No. of Projects	No. of Organizations	No. of Townships	No. of Village Tracts/ Towns	No. of Villages/ Wards
Agriculture	Agricultural Alternative Development	1	1	1		
	Agricultural Extension	2	2	3	21	49
	Agricultural Inputs	2	2	3	5	10
	Agriculture Development	5	4	3	7	17
	Capacity Building (Agricultural Livelihood)	3	3	3	11	26
	Forestry	3	3	5	8	13
	Livestock and poultry	7	3	4	12	27
	Plant Production	3	3	3	12	30
	Provision of paddy plantation & cultivation	1	1	1		
Sector Total (AGRICULTURE)		10	7	6	39	105
Coordination	Information Management	1	1			
Sector Total (COORDINATION)		1	1	0	0	0
Disaster Risk Reduction	Public Awareness, Education and Training	1	1			
Sector Total (DISASTER RISK REDUCTION)		1	1	0	0	0
Education	Early Childhood Development	2	3	7	45	108
	Non-Formal Education	2	2	7		
	Quality Basic Education/Formal Education	6	7	4	23	49
Sector Total (EDUCATION)		11	11	7	56	147
Sector Total (ENVIRONMENT) "No sub sector in Environment"		1	1	1	0	0
Food	General Food Distribution	1	2	5	8	
Sector Total (FOOD)		2	3	6	9	0
Governance	Access to Justice	3	3	2	5	5
	Economic and Development policy/planning	3	3	7	1	
	Elections	1	1	1	1	
	Housing, Property and Land Reform	1	1	1		
	Human Rights Promotion and Advocacy	4	4	3	12	16
	Institutional Strengthening and Public Administration Reform	1	1	1		
	Media and flow of Information	1	1	1		
	Rule of Law	2	2	1	1	
	Strengthening civil society	6	6	7	18	37
	Transparency/Accountability	2	2	2	3	3
Sector Total (GOVERNANCE)		12	9	7	29	55

KAYAH - Summary of Organizations' Sub Sectors Interventions Projects Under Implementation as of March 25, 2015

Sector	Sub Sector	No. of Projects	No. of Organizations	No. of Townships	No. of Village Tracts/ Towns	No. of Villages/ Wards
Health	Basic Health Care	2	2	5	23	129
	Control of Communicable Diseases	1	2	5	10	19
	Disease surveillance	1	1	1		
	Health Assessment	1	1	1	1	1
	Health Education	1	1	2	10	17
	HIV/AIDS Programme	2	3	5	1	1
	Malaria Programme	6	7	7	66	343
	Mental Health and Psychosocial Support	1	1	1	6	8
	Reproductive Health Care	2	3	5	24	52
	Revitalization of existing HS - HR	1	1	1		
	Revitalization of existing HS- Equipment&Supplies	1	1	1		
	TB Programme	3	3	1	13	46
	Maternal and Child Health	6	5	7	74	543
Sector Total (HEALTH)		26	15	7	74	566
Mine Action	Advocacy	1	1	1		
	Mine-Risk Education	8	6	7	51	113
	Victim Assistance	5	4	7	7	5
Sector Total (MINE ACTION)		9	9	7	53	118
Non-Agricultural Livelihoods/ Infrastructure	Cash for work	1	1	2	22	39
	Income Generation	8	7	5	38	95
	Micro-Finance	1	1	1		
	Rehabilitation-Community Infrastructure & Facility	4	2	4	14	31
	Social Recovery	2	2	3	22	39
	Vocational Education and Training	5	6	4	28	50
Sector Total (NON-ARGRICULTURAL LIVELIHOODS/ INFRASTRUCTURE)		11	9	5	43	118
Non-Food Items	NFI Distribution	1	1	2	11	26
Sector Total (NON-FOOD ITEMS)		1	1	2	11	26
Nutrition	Infant and young child feeding	2	2	3	17	46
	Inpatient Therapeutic Programme (ITP)	1	1	1		
	Nutritional Surveillance	1	1	2	11	30
Sector Total (NUTRITION)		3	3	4	17	46

KAYAH - Summary of Organizations' Sub Sectors Interventions Projects Under Implementation as of March 25, 2015

Sector	Sub Sector	No. of Projects	No. of Organizations	No. of Townships	No. of Village Tracts/ Towns	No. of Villages/ Wards
Peace Building/ Conflict Prevention	Conflict transformation and Peacebuilding	3	3	7		
	Demobilization of adult combatants	1	1	1		
	Rehabilitation of conflict-affected infrastructure	1	1	1		
	Support for durable solutions for returnees	1	1	7	74	
Sector Total (PEACE BUILDING/ CONFLICT PREVENTION)		3	3	7	74	0
Private Sector Development	Access to finance and financial inclusion	1	1	7		
	Other private sector support	2	2	1		
	Skills Development	1	1	1		
	Small and Medium Enterprises Development	1	1	1		
Sector Total (PRIVATE SECTOR DEVELOPMENT)		2	2	7	0	0
Protection	Awareness Raising on Protection Issues	2	2	4		
	Child Protection	5	3	3	12	27
	Civil Documentation	1	1	7	74	165
	Durable Solution - IDP/Returnee Housing, Land and Property	1	1	1	1	
	Human Trafficking	2	2	1	3	4
	Persons with Disabilities	1	2	2	5	11
	Promoting Gender Equality and Empowerment of Women	4	3	1	1	1
	Vulnerable Populations in Emergencies	1	1	2	5	10
Sector Total (PROTECTION)		15	12	7	74	191
WASH	Excreta Disposal/Treatment/Management – Communal/Institutions	1	1	2	5	7
	Excreta Disposal/Treatment/Management – Household Level	2	2	4	13	37
	Hygiene Promotion & Behaviour Change	2	2	4	16	38
	Water Supply - Community	1	1	2	5	10
	Water Supply – Household Level	1	1	2	5	24
	Water Supply - Institutions	1	1	2	4	6
Sector Total (WASH)		2	2	4	17	65
Grand Total (All Sectors)		75 (10%)	46 (22%)	7 (100%)	74 (100%)	574 (85%)
		% of Countrywide		% of Total in Kayah State		